



# Councillor Information Bulletin

For the Ordinary Council Meeting  
held on Tuesday 16<sup>th</sup> April 2019

# INDEX

1. **CALENDAR OF EVENTS**
2. **TABLED CORRESPONDENCE**
  - **RURAL WATER COUNCIL OF WA (INC)**  
RE: MINUTES 15 March 2019
  - **DEFES**  
RE: WESTONIA REPORT
3. **COUNCIL OUTSTANDING RESOLUTIONS STATUS REPORT**
4. **WORKS SUPERVISOR'S REPORT**
5. **TOURISM REPORT**
6. **OTHER**
  - **MELISSA PRICE MP**  
Small Business a Budget Winner
  - **WALGA**  
Federal Budget Edition -3 April 2019
  - **MELISSA PRICE MP**  
Grants to Hel Support Smart Aussie Farms in Durack
  - **DEPT OF FIRE & EMERGENCY SERVICES**  
Incident Report DFES
  - **MARKET CREATIONS**  
Visual Gallery Branding and Collateral
  - **LG alert**  
MyCouncil expands to include waste data
  - **WALGA**  
Q1 Overview Report
  - **SPOTSCREEN**  
Skin Cancer Screening Program



# SHIRE OF WESTONIA

## March, April, May 2019

Date & Time	What	Where	Who
Thursday 7 <sup>th</sup> March	LEMC (Emergency Management)	Southern Cross	CEO, Cr Geier, Works Supervisor, Mine Rep
Monday 11 <sup>th</sup> March	DOAC (Bush Fire)	Merredin	CEO, CBFCO
Tuesday 12 <sup>th</sup> March	Work for the Dole	Westonia	CEO, Councillors, Billets
Tuesday 12 <sup>th</sup> March	Wheatbelt Development Commission - Kristen Twine	Westonia	CEO
Tuesday 12 <sup>th</sup> March	Medical Incursion Program – Shire tour	Westonia	CEO, Councillors, Billets
Wednesday 13 <sup>th</sup> March	Medical Incursion Program – Dinner	Westonia	CEO, Councillors, Billets
Wednesday 13 <sup>th</sup> March	Skin Cancer Checks	Westonia	CEO, Staff
Thursday 14 <sup>th</sup> March	Medical Incursion Program – Dinner	Westonia	CEO, Councillors, Billets
Thursday 14 <sup>th</sup> March	Skin Cancer Checks	Westonia	CEO, Staff
Friday 15 <sup>th</sup> March	Medical Incursion Program - Breakfast	Westonia	CEO, Councillors, Billets
Monday 18 <sup>th</sup> March	WALGA GECZ meeting	Merredin	CEO, <del>President</del>
Monday 18 <sup>th</sup> March	WEROC Executive Teleconference – LGA Review	Westonia	CEO
Thursday 21 <sup>st</sup> March	WA Planning Commission – TP Scheme meeting	Westonia	CEO, Councillors, Staff
Thursday 21 <sup>st</sup> March	Council Meeting	Westonia	CEO, Councillors
Wednesday 27 <sup>th</sup> March	WEROC Executive Meeting	Kellerberrin	CEO
Wednesday 27 <sup>th</sup> March	Market Creations meeting	Westonia	CEO, Stacey Geier, Jasmine Geier
Thursday 28 <sup>th</sup> March	Hon Martin Aldridge, Nationals Member Greenfinch visit	Westonia	CEO
Saturday 30 <sup>th</sup> March	Merredin Show	Merredin	CEO
Monday 1 <sup>st</sup> April	Westonia CRC Committee Meeting	Westonia	CEO, Cr Huxtable
Monday 1 <sup>st</sup> April	Solum Solutions (C Robinson)	Westonia	CEO
Wednesday 10 <sup>th</sup> April	Independent Valuers of WA (Valuations on Ramelius properties)	Westonia	CEO
Friday 12 <sup>th</sup> April	CEACA Meeting	Kellerberrin	CEO, Louis Geier
Tuesday 16 <sup>th</sup> April	Council Meeting	Westonia	CEO, Councillors
Friday 19 <sup>th</sup> April	Good Friday		
Monday 22 <sup>nd</sup> April	Easter Monday		
Thursday 25 <sup>th</sup> April	ANZAC Day		
Wednesday 1 <sup>st</sup> May	WEROC Council	Bruce Rock	CEO, President

## **Report from Water Corporation – Rural Water Council Meeting, 15 March 2019**

### **Update on Farmlands Project**

Stage 2 Year 2 is complete and in the final days of Asset Transfer.

Stage 3 year 3 10 sites have been completed and 5 sites are still to be completed.

Of the 5 1 is under construction and 4 are either being tended or being processed for tender. Designs are being finalised or completed.

CW03355 Farmlands Pipe replacement 2017/18 when completed has an estimated budget expenditure of 7,626K

Stage 4 year 4 has 11 sites 7 in Avon/Wyalkatchem district and 4 Merredin district. CW03884 Farmlands pipeline replacement 2018/19 has an estimated budget of 2,550K

The project is in the requirements stage and design site visits will commence soon if not already.

**Notes.** A Farmlands fact sheet has been produced by Communications and is attached.

The project aims are still to use local contractors and local content where possible and Aboriginal business or personnel if practical. To this end 3 local business have experienced the majority of the contracts. They are Blackwell's Northam, Double LL Goomalling, Ringa Toodyay. In line with the Reconciliation Action Plan, the Water Corporation has been keen to include more aboriginal content and to do this it processed a sole tender from KCU JV a joint venture between Kurtarra and Cape USA Pty Ltd.

We are still getting more tender interest from local companies other than the ones listed. However most of the interest from the larger Perth based construction business has now fallen away.

### **New Chief Executive Officer for Water Corporation**

Water Minister Dave Kelly today announced the appointment of Pat Donovan as the new Chief Executive Officer of the Water Corporation, for a term of five years commencing on January 1, 2019.

Through a rigorous recruitment process led by the board, and in agreement with the Minister for Water, Mr Donovan was selected as the best person to lead the Water Corporation as the new CEO.

Mr Donovan is currently Water Corporation General Manager Operations - a position he was appointed to in August 2018. He has more than 25 years of experience in the gas utility sector in Australia and Ireland, and prior to recently joining the Water Corporation was President of ATCO Gas Australia.

Mr Donovan has qualifications in engineering and finance, and has also completed an Ivey Business Executive Program at Western University in Canada.

The Water Corporation is one of Western Australia's most successful government-owned utilities, and one of Mr Donovan's key responsibilities will be continuing to lead the Water Corporation's strategic response to the impacts of climate change in WA.

Mr Kelly took the opportunity to thank outgoing CEO Sue Murphy for her 10 years of excellent service in the role. Ms Murphy announced in June it was time to hand over the reins when her contract expired at the end of this year.

### **Upgrades to secure Dalwallinu's water supply are complete**



The State Government has finished work on a major project to upgrade Dalwallinu's water infrastructure by building a new water tank with greater capacity to further improve the town's water supply.

The \$8.1 million project has increased the Water Corporation's capacity to store water and provide more consistent water pressure to the 350 residents and businesses in the town.

This has been achieved by building a new, larger concrete water storage tank, two new booster pump stations and 2.2 kilometres of underground water main connecting the new tank to the existing water scheme.

The new tank, which can hold up to two million litres of drinking water for the town, was constructed on Water Corporation land in Dalwallinu, opposite Strickland Drive.

The new underground pipeline was installed along Leahy Street, Strickland Drive, Great Northern Highway and Watheroo Road. The second booster pump station was built at the Water Corporation's existing Pithara site, about 20 kilometres from Dalwallinu.

About 25 Western Australian workers were involved in the project, including locals employed by the three Dalwallinu businesses awarded contracts.

# Keeping the Farmlands flowing

Results of our Farmlands Water Supply Project since 2015

Pipes in the Goldfields and Agricultural Region account for about

**one third**

of our total pipe network across the state

There are more than

**7,800km**

of pipeline in farmlands



We've replaced over

**57km**

of pipeline at

**82**

different locations

We've invested

**\$18.4 million**

so far into repairing and replacing pipeline in farmlands



We've installed

**13,690**

weld bands and invested

**\$8.7 million**

Regional operations staff have completed over

**9,600**

leak repairs



We continue to use local contractors, with an Aboriginal employment focus



See if we're working near you!



Check out our interactive map at [watercorporation.com.au/farmlands](http://watercorporation.com.au/farmlands)

Fresh Water Thinking





## Shires we've worked in

Beverley	Goomalling	Quairading
Bruce Rock	Kellerberrin	Trayning
Coolgardie	Koorda	Wongan-Ballidu
Corrigin	Merredin	Wyalkatchem
Cunderdin	Mt Marshall	Yilgarn
Dalwallinu	Mukinbudin	York
Dowerin	Northam	



Local Government Report Package for

**WESTONIA (S)**

Printed: 06/03/2019

**Incidents reported to DFES and Attended by Local Government  
and Bushfire Brigades**

**Current Brigade Vehicle Lists**

**000 Service Agreement**

**SMS Lists**

**Brigade Personnel Lists**

v4.5

**Incidents Reported to DFES and Attended by Local Government and Bushfire Brigades**  
**WESTONIA (S)**  
01/07/2014 to 06/03/2019

**9134 SHIRE WESTONIA**

	Incident Address	Type of Incident	IRS Report Completed	Paper Report received by DFES
379496 01/01/2018 13:55	BURRACOPPIN SOUTH RD BURRACOPPIN	Fire - Landscape	N	N
401126 20/08/2018 05:14	LEACH RD WESTONIA	Fire - Landscape	N	N
Total number of Primary Incidents recorded in time frame: 2				

**6644 WALGOOLAN BFB**

	Incident Address	Type of Incident	IRS Report Completed	Paper Report received by DFES
4468 21/10/2015 06:30	BURRACOPPIN SOUTH RD SOUTH BURRACOPPIN	Fire - Landscape	Y	
356336 03/03/2017 13:00	BURRACOPPIN SOUTH RD SOUTH BURRACOPPIN	Fire - Landscape	Y	
357472 17/03/2017 18:30	ROHAN DAY DELLA RD SOUTH BODALLIN	Fire - Landscape	Y	
387398 29/03/2018 12:00	ELLERY RD SOUTH BURRACOPPIN	Fire - Landscape	N	N
Total number of Primary Incidents recorded in time frame: 4				

**6658 WARRALAKIN BFB**

	Incident Address	Type of Incident	IRS Report Completed	Paper Report received by DFES
357472 17/03/2017 18:30	ROHAN DAY DELLA RD SOUTH BODALLIN	Fire - Landscape	N	N
377761 10/12/2017 15:46	LEAVE JOB OPEN UNTIL 11/12 ROSE THOMSON RD ENEABBA	Fire - Landscape	N	N
377973 12/12/2017 14:41	WEBB RD WARRACHUPPIN	Fire - Landscape	N	N
416374 03/12/2018 15:02	WARRACHUPPIN NORTH RD WARRACHUPPIN	Fire - Landscape	N	N
Total number of Primary Incidents recorded in time frame: 4				

**6668 WESTONIA BFB**

	Incident Address	Type of Incident	IRS Report Completed	Paper Report received by DFES
322137 27/12/2015 13:29	CAW ST MERREDIN	Fire - Landscape	N	N
323191 07/01/2016 13:13	ELACHBUTTING RD ELACHBUTTING	Fire - Landscape	N	N

327059	20/02/2016 01:44	SANDS TRANSPORT GREAT EASTERN HWY BODALLIN	Fire - Other/Rubbish/Vehicle	N	N
357472	17/03/2017 18:30	ROHAN DAY DELLA RD SOUTH BODALLIN	Fire - Landscape	N	N
368919	17/08/2017 15:21	CARRABIN ROADHOUSE YORK RD CARRABIN	Rescue - RCR and MVA (incl. MVA without rescue)	N	N
377973	12/12/2017 14:41	WEBB RD WARRACHUPPIN	Fire - Landscape	N	N
416374	03/12/2018 15:02	WARRACHUPPIN NORTH RD WARRACHUPPIN	Fire - Landscape	N	N
416402	03/12/2018 16:29	SMYTH RD CARRABIN	Fire - Landscape	N	N
422358	06/02/2019 23:36	GRAHAM RD CARRABIN	False Call - Good Intent	N	N

Total number of Primary Incidents recorded in time frame: 9

**NOTE:** The above list shows all Incidents reported to DFES via the ComCen, or via a Paper Incident Report received, during the given time frame. Incidents not displayed on this list have not been reported to DFES.

If the '*IRS Report Completed*' column shows N, then a complete Incident Report has not been received by DFES.

If there is an N in the '*Paper Report received at DFES*' column, then a copy of the Paper Report has not been received by DFES.

To enable the Incident Report to be completed, please forward a copy of the original Incident Report via fax or email to DFES as below.

If you require any assistance please contact us using any of the the following methods;

OIS Branch

Fax: 1800 309 999

Phone: 9395 9406 (office hours)

Email: reports@dfes.wa.gov.au

**Location / Vehicle Listing - WESTONIA (S)**  
as at 06/03/2019

9134 SHIRE WESTONIA

Resource Name	Resource Type	Make	Model	Selcall No.	Year of make	Rego	Owner	Decom	Trans	New Location	Date
SHIRE WESTONIA PLACEHOLDER	OTHER										

**Please Note:**

This report has been produced to assist with maintaining Appliance information recorded on the DFES database.  
It will be provided to Local Governments on a monthly basis.

If you identify any errors, please return corrected form to;

OIS Branch

Fax: 1800 309 999

Phone: 9395 9406 (office hours)

Email: [reports@dfes.wa.gov.au](mailto:reports@dfes.wa.gov.au)

For vehicles which have been relocated or taken out of service please advise ComCen at [cadadministrator.wa.gov.au](mailto:cadadministrator.wa.gov.au)

Location / Vehicle Listing - WESTONIA (S)  
as at 06/03/2019

6644 WALGOOLAN BFB

Resource Name	Resource Type	Make	Model	Selcall No.	Year of make	Rego	Owner	Decom	Trans	New Location	Date
LT (E824) - WT339	LIGHT TANKER	TOYOTA	VDJ79R	806088	2012	WT339	LG (ESL)	<input type="text"/>	<input type="text"/>	<input type="text"/>	<input type="text"/>

**Please Note:**

This report has been produced to assist with maintaining Appliance information recorded on the DFES database.  
It will be provided to Local Governments on a monthly basis.

If you identify any errors, please return corrected form to;

OIS Branch

Fax: 1800 309 999

Phone: 9395 9406 (office hours)

Email: [reports@dfes.wa.gov.au](mailto:reports@dfes.wa.gov.au)

For vehicles which have been relocated or taken out of service please advise ComCen at [cadadministrator.wa.gov.au](mailto:cadadministrator.wa.gov.au)



Location / Vehicle Listing - WESTONIA (S)  
as at 06/03/2019

6658 WARRALAKIN BFB

Resource Name	Resource Type	Make	Model	Selcall No.	Year of make	Rego	Owner	Decom	Trans	New Location	Date
LT (N175) - \WT357	LIGHT TANKER	TOYOTA	VDJ79R	497005	2013	\WT357	LG (ESL)	<input type="text"/>	<input type="text"/>	<input type="text"/>	<input type="text"/>

**Please Note:**

This report has been produced to assist with maintaining Appliance information recorded on the DFES database.  
It will be provided to Local Governments on a monthly basis.

If you identify any errors, please return corrected form to;

OIS Branch

Fax: 1800 309 999

Phone: 9395 9406 (office hours)

Email: [reports@dfes.wa.gov.au](mailto:reports@dfes.wa.gov.au)

For vehicles which have been relocated or taken out of service please advise ComCen at [cadadministrator.wa.gov.au](mailto:cadadministrator.wa.gov.au)

**Location / Vehicle Listing - WESTONIA (S)**  
as at 06/03/2019

**6668 WESTONIA BFB**

Resource Name	Resource Type	Make	Model	Selcall No.	Year of make	Rego	Owner	Decom	Trans	New Location	Date
LT (N176) - 39WT	LIGHT TANKER	TOYOTA	VDJ79R	497010	2013	39WT	LG (ESL)				
3.4 URBAN (E579) - WT1500	3.4 URBAN	ISUZU	FHFTSLGB03	80454	2010	WT1500	LG (ESL)				

**Please Note:**

This report has ben produced to assist with maintaining Appliance information recorded on the DFES database.  
It will be provided to Local Governments on a monthly basis.

If you identify any errors, please return corrected form to;

OIS Branch

Fax: 1800 309 999

Phone: 9395 9406 (office hours)

Email: [reports@dfes.wa.gov.au](mailto:reports@dfes.wa.gov.au)

For vehicles which have been relocated or taken out of service please advise ComCen at [cadadministrator.wa.gov.au](mailto:cadadministrator.wa.gov.au)

## Current 000 SERVICE AGREEMENT for WESTONIA (S)

**In order to advise Local Government of 000 calls promptly it is suggested that contacts are 24/7 numbers.  
The 4th contact will always be DFES Regional Duty Coordinator**

**No more than 3 contacts per LGA will be recorded.**

***Our 24 hour, 365 day emergency 000 contacts from the Communications Centre are as follows:***

Organisation	Role	Name	Contact Type	Number
1 Shire of Westonia	CEO - Shire Office	Jamie Criddle	Phone (Bus)	08 9046 7063
2 Shire of Westonia	CBFCO	Frank Corsini	Mobile	0429 467 042
3 Shire of Westonia	DCBFCO	Malcolm Nicoletti	Mobile	0428 449 034
4 DFES Goldfields Midlands Region	Regional Duty Co-Ordinat	DFES Regional Duty Co-Ordinator		9690 2300

**Note:** Contacts may make reference to an SMS group which allows multiple pagers or mobile phones to be attached to that group.. An SMS list form needs to have been completed.

### ***Alterations to contacts:***

Organisation	Role	Name	Contact Type	Number
1.				
2.				
3.				

### **Local Government Chief Executive Officer**

Print Name

Signature

### **DFES Area / District Manager**

Print Name

Signature

Contact Number

Date

Contact Number

Date

Instructions for Local Authority in the event of any alterations to the list above;

1. Complete the Alterations section with the changes required.
2. CEO to sign form.
3. Local Authority to send a copy to DFES Regional Office for Authorisation by DFES Area / District Manager.
4. Area/District Manager to email a signed copy to **cadadministrator@dfes.wa.gov.au**



**LG Brigade Personnel Listing - WESTONIA (S)**  
as at 06/03/2019

**9134 SHIRE WESTONIA**

<b>Remove</b>	<b>Vol. Number</b>	<b>Rank</b>	<b>Surname</b>	<b>Given Name</b>
<input type="checkbox"/>	119012	LG FCO	BROWN	DAVID
<input type="checkbox"/>	119154	LG CBFCO	CORSINI	FRANK
<input type="checkbox"/>	119135	LG FCO	CRIDDLE	JAMIE
<input type="checkbox"/>	142827	LG FCO	DAY	ROHAN
<input type="checkbox"/>	162184	LG FCO	FARINA	DANE
<input type="checkbox"/>	119016	LG FCO	LEMOLGNAN	STEVEN
<input type="checkbox"/>	119120	LG FCO	LINDLEY	COLIN
<input type="checkbox"/>	119079	LG FCO	MCDOWALL	JOHN
<input type="checkbox"/>	146834	LG FCO	MURFIT	TONY
<input type="checkbox"/>	133116	LG DCBFCO	NICOLETTI	MALCOLM
<input type="checkbox"/>	146818	LG FCO	PENNY	BRAD
<input type="checkbox"/>	119124	LG FCO	PRICE	ARTHUR
<input type="checkbox"/>	119013	LG FCO	SMITH	AARON
<input type="checkbox"/>	146836	LG FCO	WAHLSTEN	JASON

**Members to be Added:****9134 SHIRE WESTONIA****DFES ID****Rank****Surname****First Name**

---

---

---

---

Instructions for any alterations to the list above;

1. Details are to be printed **clearly**.
2. Member names are to be listed as Surname, then First Name.
3. Send the completed form to your Regional Office to ensure the information is updated in RMS
4. When authorised & signed by your Area / District Manager, send a copy of the new or updated form to **reports@dfes.wa.gov.au** or fax to 1800 309 999

**Changes Requested By:****Contact Name (please print)****Contact Number****Date****Area / District Manager****Sign & Date**

AUTHORISED:

☐

YES

☐

NO

**LG Brigade Personnel Listing - WESTONIA (S)**  
as at 06/03/2019

**6644 WALGOOLAN BFB**

Remove	Vol. Number	Rank	Surname	Given Name
	119036	VOL FIRE FIGHTER	BARNETT	CHRISTOPHER
	119037	VOL FIRE FIGHTER	BARNETT	DANIEL
	119050	VOL FIRE FIGHTER	BARNETT	HELEN
	119012	BFB 1ST LIEUTENANT	BROWN	DAVID
	119048	VOL FIRE FIGHTER	BROWN	EILEEN
	179432	VOL FIRE FIGHTER	BROWN	GERARD
	138356	VOL FIRE FIGHTER	COLE	CAROLYN
	138359	VOL FIRE FIGHTER	COLE	MALCOLM
	119047	VOL FIRE FIGHTER	CREES	RODNEY
	146831	VOL FIRE FIGHTER	DAY	KARIN
	142827	BFB 2ND LIEUTENANT	DAY	ROHAN
	119045	VOL FIRE FIGHTER	JEFFERYS	BRETT
	146833	VOL FIRE FIGHTER	JEFFERYS	CHRIS
	150023	VOL FIRE FIGHTER	JEFFERYS	COREY
	119010	VOL FIRE FIGHTER	JEFFERYS	JOHN
	119046	VOL FIRE FIGHTER	JEFFERYS	MARK
	146832	VOL FIRE FIGHTER	JEFFERYS	NARELLE
	119051	VOL FIRE FIGHTER	JOHNSTON	GRAHAM
	182036	VOL FIRE FIGHTER	LAMBERT	PETER
	146834	VOL FIRE FIGHTER	MURFIT	TONY
	179674	VOL FIRE FIGHTER	MURRAY	ROBERT
	179078	VOL FIRE FIGHTER	ROUTLEDGE	BERGEN
	146838	VOL FIRE FIGHTER	WAHLSTEN	CLINTON
	146836	CAPTAIN	WAHLSTEN	JASON
	146839	VOL FIRE FIGHTER	WAHLSTEN	LUKE
	146837	VOL FIRE FIGHTER	WAHLSTEN	TERRY

**Members to be Added:****6644 WALGOOLAN BFB****DFES ID****Rank****Surname****First Name**

---

---

---

---

Instructions for any alterations to the list above;

1. Details are to be printed **clearly**.
2. Member names are to be listed as Surname, then First Name.
3. Send the completed form to your Regional Office to ensure the information is updated in RMS
4. When authorised & signed by your Area / District Manager, send a copy of the new or updated form to **reports@dfes.wa.gov.au** or fax to 1800 309 999

Changes Requested By:**Contact Name (please print)****Contact Number****Date****Area / District Manager****Sign & Date**

AUTHORISED:

☐

YES

☐

NO



**LG Brigade Personnel Listing - WESTONIA (S)**  
as at 06/03/2019

6658 WARRALAKIN BFB

Remove	Vol. Number	Rank	Surname	Given Name
	171478	VOL FIRE FIGHTER	ALCOCK	GRAHAM
	178681	VOL FIRE FIGHTER	BALLANTYNE	DUNCAN
	182136	VOL FIRE FIGHTER	BRENNAN	BRAYDEN
	133119	VOL FIRE FIGHTER	CHRISP	SHAUN
	178680	VOL FIRE FIGHTER	CLAESSENS	EVA
	178682	VOL FIRE FIGHTER	CREWS	MITCH
	119017	BFB 3RD LIEUTENANT	CREWS	PETER
	146821	VOL FIRE FIGHTER	CROOK	DAVID
	119114	VOL FIRE FIGHTER	CROOK	MICHAEL
	119103	VOL FIRE FIGHTER	CROOK	RUSSELL
	119015	VOL FIRE FIGHTER	DADDOW	STEPHEN
	182134	VOL FIRE FIGHTER	DAWSON	SAM
	171481	VOL FIRE FIGHTER	FARINA	ABIGAIL
	171480	BFB 2ND LIEUTENANT	FARINA	BEN
	162184	VOL FIRE FIGHTER	FARINA	DANE
	182253	VOL FIRE FIGHTER	GIBSON	KYLIE
	119016	BFB 1ST LIEUTENANT	LEMOLGNAN	STEVEN
	182135	VOL FIRE FIGHTER	MARTIN	HANNAH
	119079	VOL FIRE FIGHTER	MCDOWALL	JOHN
	171482	VOL FIRE FIGHTER	MCDOWALL	ROBERT
	178679	VOL FIRE FIGHTER	NICOLETTI	ALEISHA
	133116	CAPTAIN	NICOLETTI	MALCOLM
	108605	VOL FIRE FIGHTER	PARKIN	CRAIG
	161319	VOL FIRE FIGHTER	PARKIN	DANIELLE
	162182	VOL FIRE FIGHTER	PRICE	DAVID
	171497	VOL FIRE FIGHTER	PRICE	MORGAN

	171498	VOL FIRE FIGHTER	PRICE	STACY
	171500	BFB SECRETARY	SING	JEANNIE
	155396	VOL FIRE FIGHTER	SING	STEWART
	119013	VOL FIRE FIGHTER	SMITH	AARON
	146827	VOL FIRE FIGHTER	SMITH	JOAN
	119084	VOL FIRE FIGHTER	SMITH	STEPHEN

**Members to be Added:**

**6658 WARRALAKIN BFB**

DFES ID	Rank	Surname	First Name

Instructions for any alterations to the list above;

1. Details are to be printed **clearly**.
2. Member names are to be listed as Surname, then First Name.
3. Send the completed form to your Regional Office to ensure the information is updated in RMS
4. When authorised & signed by your Area / District Manager, send a copy of the new or updated form to **reports@dfes.wa.gov.au** or fax to 1800 309 999

Changes Requested By:

Contact Name (please print)	Contact Number	Date	Area / District Manager	Sign & Date

AUTHORISED:

☐

YES

☐

NO

# LG Brigade Personnel Listing - WESTONIA (S)

as at 06/03/2019

6668 WESTONIA BFB

Remove	Vol. Number	Rank	Surname	Given Name
	119134	VOL FIRE FIGHTER	ANTONIO	JOCELYN
	119004	VOL FIRE FIGHTER	ANTONIO	PETER
	119148	VOL FIRE FIGHTER	ARGENT	BRIAN
	181988	VOL FIRE FIGHTER	BLAKE	DAMIEN
	181987	VOL FIRE FIGHTER	BLAKE	TERRI
	171479	VOL FIRE FIGHTER	BLAKE	VICTOR
	64802	VOL FIRE FIGHTER	BRIGHT	GRAEME
	119154	CAPTAIN	CORSINI	FRANK
	182000	VOL FIRE FIGHTER	CORSINI	JOEL
	119153	VOL FIRE FIGHTER	CORSINI	JOHN
	119135	VOL FIRE FIGHTER	CRIDDLE	JAMIE
	182080	VOL FIRE FIGHTER	DADDOW	GRAHAM
	182009	VOL FIRE FIGHTER	DELLA BOSCA	ROSS
	182010	VOL FIRE FIGHTER	DELLA BOSCA	TIMOTHY
	159264	VOL FIRE FIGHTER	DUNKLEY-COOPER	KASEY
	166652	VOL FIRE FIGHTER	GEIER	ASHLEY
	151957	VOL FIRE FIGHTER	GEIER	DAIMON
	119006	BFB 3RD LIEUTENANT	HAMILTON	DAVID
	159378	VOL FIRE FIGHTER	HERMON	DOUG
	119120	BFB 1ST LIEUTENANT	LINDLEY	COLIN
	119146	VOL FIRE FIGHTER	LINDLEY	CORALIE
	119152	VOL FIRE FIGHTER	LINDLEY	JUDITH
	119128	VOL FIRE FIGHTER	LINDLEY	KEVIN
	104308	VOL FIRE FIGHTER	MCLAUGHLIN	MARTIN
	182420	VOL FIRE FIGHTER	MOORE	JAMES
	119005	VOL FIRE FIGHTER	O' RAFFERTY	DES

	161702	VOL FIRE FIGHTER	PAUST	KEVIN
	146818	BFB 2ND LIEUTENANT	PENNY	BRAD
	119124	VOL FIRE FIGHTER	PRICE	ARTHUR
	182037	VOL FIRE FIGHTER	PRICE	BOYD
	180459	VOL FIRE FIGHTER	PRICE	JACK
	166647	VOL FIRE FIGHTER	RILEY	COLIN
	119140	VOL FIRE FIGHTER	SETTINERI	ANTONIO
	146819	VOL FIRE FIGHTER	TOWNROW	ADRIAN
	146820	VOL FIRE FIGHTER	TOWNROW	CLINTON
	119151	VOL FIRE FIGHTER	TOWNROW	KERRY
	119003	VOL FIRE FIGHTER	TOWNROW	LEX

**Members to be Added:****6668 WESTONIA BFB****DFES ID****Rank****Surname****First Name**

---

---

---

---

Instructions for any alterations to the list above;

1. Details are to be printed **clearly**.
2. Member names are to be listed as Surname, then First Name.
3. Send the completed form to your Regional Office to ensure the information is updated in RMS
4. When authorised & signed by your Area / District Manager, send a copy of the new or updated form to **reports@dfes.wa.gov.au** or fax to 1800 309 999

Changes Requested By:**Contact Name (please print)****Contact Number****Date****Area / District Manager****Sign & Date**

AUTHORISED:

☐

YES

☐

NO



## Council Outstanding Resolutions Status Report

Resolutions not included here can be assumed to have been satisfactorily completed or have become redundant by virtue of a more current resolution or action. Councillors aware of an outstanding resolution not completed that should be placed in this outstanding resolution report

should contact the CEO. **Red – New** ~~Strikethrough – Delete~~

MEETING	ITEM/RESOLUTION	ACTION REQUIRED	RESPONSE	RESPONSIBLE OFFICER	TIME FRAME
October 2018	12/10-18	WATER CORPORATION PRICING POLICY – COUNCIL OWNED STANDPIPES	<p>That Council</p> <ol style="list-style-type: none"> <li>1. Discusses any public submissions received from the community;</li> <li>2. Seeks an extension of time to respond to the Water Corporations Action Plan for Council Controlled Standpipes;</li> <li>3. Request the Chief Executive Officer to attend the Rural Water Council meeting in Northam on Friday 19th October to raise Council's issues with the new fee structure;</li> <li>4. Reaffirm September motion to write to the WA Water Corporation opposing their proposed fee structure in remote parts of the eastern wheatbelt;</li> <li>5. Reaffirm September motion to write to the Department of Water and suggest that as a result of the increased Standpipe water costs that they re-introduce the Farm Water Grants to allow effected landholders the ability to create on-farm water storage and water connections;</li> </ol>	CEO	June 19



## Council Outstanding Resolutions Status Report

Resolutions not included here can be assumed to have been satisfactorily completed or have become redundant by virtue of a more current resolution or action. Councillors aware of an outstanding resolution not completed that should be placed in this outstanding resolution report

should contact the CEO. **Red – New** ~~Strikethrough – Delete~~

MEETING	ITEM/RESOLUTION	ACTION REQUIRED	RESPONSE	RESPONSIBLE OFFICER	TIME FRAME
Feb 2019	05/02-19	CEO – JP Nomination	Application submitted in Feb 2019, Approved by Hon Mia Davies, awaiting approval from the Attorney Generals Office.	CEO	Dec 19
July 2018	12/07-18	Standpipe Controller	That Council agree to install two (2) two solar powered standpipe controllers in Carrabin and Walgoolan, with Council transferring the \$20k from the Trust account (George Road Water Extension) and contributes the difference of approximately \$12k from Municipal Funds to complete the two stand pipes Council investigating alternative, cheaper solutions	CEO, WS	Dec 18
Sept 2018	10/09-18	WATER CORPORATION PRICING POLICY – COUNCIL OWNED STANDPIPES	That Council 1. Write to the WA Water Corporation opposing their proposed fee structure; 2. Write to the Department of Water and suggest that as a result of the increased Standpipe water costs that they re-introduce the Farm Water Grants to allow effected landholders the ability to create on-farm water storage and water connections; 3. Inform all ratepayers/farmers of the proposed changes to the WA Water Corporations fee structure and seek comment on the Shire proposed rationalisations by 15th October 2018. Issue raised with WALGA to be taken to Minister level	CEO	Nov 2018



## Council Outstanding Resolutions Status Report

Resolutions not included here can be assumed to have been satisfactorily completed or have become redundant by virtue of a more current resolution or action. Councillors aware of an outstanding resolution not completed that should be placed in this outstanding resolution report

should contact the CEO. **Red – New** ~~Strikethrough – Delete~~

MEETING	ITEM/RESOLUTION	ACTION REQUIRED	RESPONSE	RESPONSIBLE OFFICER	TIME FRAME
Dec 2017	10/12-17	Warrachuppin Road Realignment	<p>That Council</p> <ol style="list-style-type: none"> <li>1. Welcomes Ramelius Resources proposal to commence operations with the Greenfinch project in the mid to later stages of 2018.</li> <li>2. Authorises the Chief Executive Officer to instigate the process for a resumption of land under the Land Administration Act in Reserve 14983.</li> <li>3. Authorises expenditure to the Chief Executive Officer to commence the survey of the proposed road reserve, possible relocation of utility services (Telstra, Water) and possible new road design (if required) to enable a cost to be provided to Ramelius Resources for comment.</li> </ol> <p>Council have engaged the services of RoadsWest engineering to draw up plans and road design. Land resumption process has been commenced, waiting on Ministers desk. Delays in environmental approval.</p> <p><b>Approval awaiting from Appeals Convener, Modified clearing application approved by Council in March 2019</b></p>	CEO	July 19





## Council Outstanding Resolutions Status Report

Resolutions not included here can be assumed to have been satisfactorily completed or have become redundant by virtue of a more current resolution or action. Councillors aware of an outstanding resolution not completed that should be placed in this outstanding resolution report

should contact the CEO. **Red – New** ~~Strikethrough – Delete~~

MEETING	ITEM/RESOLUTION	ACTION REQUIRED	RESPONSE	RESPONSIBLE OFFICER	TIME FRAME
Sept 2017	10/09-17	Westonia Airstrip	That Council authorise the Chief Executive Officer to negotiate a fair price for the two areas of land to incorporate into the Westonia Airstrip and report back to Council at the October meeting. Offer and Paperwork to be discussed and finalized. The CEO has recently held discussions with Paul Sawyer of AD Astral Aviation in relation to some substantial development & improvements to the Westonia Airstrip to allow commercial flights in and out of Westonia. Waiting on response from Ramelius Resources. Additional discussion held with Ramelius regarding airstrip	CEO	July 19
Apr 2017	17/04-17	Town Planning Scheme	Currently seeking input from town planners in relation to low cost solution Held discussions with Dept of Planning – there are willing to assist, spoke with Planner in Kellerberrin who is willing to assist. Result – reduced cost plan. Dept of Planning attended June Meeting to discuss TPS with work to commence in 2018/19. <b>Planning Commission met with Council in March 2019 with partially completed TPS &amp; Strategies for review by Council.</b>	CEO	Dec 19
Apr 2017	16/04-17	Westonia Airstrip	Currently investigating, coincide with Kaolin St Renaming.	CEO	July 19
Apr 2017	15/04-17	Renaming of Egg Rock Road & Kaolin Street	Currently seeking input from families prior to advertising as per requirements	CEO	July 19



## Council Outstanding Resolutions Status Report

Resolutions not included here can be assumed to have been satisfactorily completed or have become redundant by virtue of a more current resolution or action. Councillors aware of an outstanding resolution not completed that should be placed in this outstanding resolution report

should contact the CEO. **Red – New** ~~Strikethrough – Delete~~

MEETING	ITEM/RESOLUTION	ACTION REQUIRED	RESPONSE	RESPONSIBLE OFFICER	TIME FRAME
Mar 2017	13/03-17	Review of Integrated Planning Suite	Awaiting commencement date for Integrated Planning Suite review. Review undertaken from April 2018, presentation in Dec 2018. <b>Community Strategic Plan due for adoption in April 2019. Commence Workforce Plan in April 2019.</b>	CEO	Ongoing
Oct 16	10/10-16	Adopted sea container policy formulated by the Chief Executive Officer on the provision of sea containers in the Westonia Townsite.	CEO awaiting advise from new Health/Building Surveyor in relation to extent of paperwork required in submitting “Building Application” for approval. Local Planning Policies via Town Planning Scheme to address issue. <b>TPS due for adoption in December 2019.</b>	CEO/Building	Dec 19

# OUTWARD CORRESPONDENCE

February/March 2019

- |    |  |         |
|----|--|---------|
| 1. | <u>PARKS AND WILDLIFE SERVICE</u><br>RE: WHEATBELT REGIONAL PARKS AND RESERVES DRAFT MANAGEMENT PLAN 2019<br>ADDITIONAL COMMENTS | ES1.2.1 |
| 2. | <u>VARIOUS</u><br>RE: RATES INCENTIVE PRIZE (COUNTRY SHIRE COUNCIL)<br>INCENTIVE PRIZE REQUEST                                   | R1.1.1  |
| 3. | <u>REGISTRAR OF TITLES</u><br>RE: UNRATED LAND – 20 PYRITE ST, WESTONIA<br>UNRATED LAND  | R1.1.1  |
| 4. | <u>BANKWEST – HOLLY CARLSON</u><br>RE: TRANSFER OF MONIES<br>TERM DEPOSIT TRANSFER   | F1.2.3  |
| 5. | <u>DEPARTMENT OF THE ATTORNEY GENERAL</u><br>RE: JUSTICE OF THE PEACE<br>JAMIE CRIDDLE - APPLICATION                             | ST1.2.6 |
| 6. | <u>EMMA GAUNT</u><br>RE: APPEAL CONVENOR<br>SUPPORT TO GREENFINCH PROJECT  | ES1.6.2 |

## WORK SUPERVISOR'S REPORT

### 1. PLANT REPAIRS & MAINTENANCE

The following repairs and maintenance were carried out since the last meeting.

- Hamm Roller – 1000Hr scheduled major service.
- Cat 12M Grader – 250Hr scheduled service.
- Multi Pac Roller – repair to left hand rear wheel hub.
- Iveco Truck – replace fan belt pulley and belt that seized.
- Marquee Trailer – 2 x new Tyres.

### 2. CAPITAL ROAD WORKS

- Commenced reconstruction of 2.2km section of M040 (RRG) project.

### 3. GENERAL ROAD MAINTENANCE

- Drains and batters have been carried out on South Walgoolan, Mcpharlin and Day Roads.

### 4. PRIVATE WORKS

- Canter & Trailer Hire Yerbillon Park
- Float Hire Ian Stevens.
- Float Hire Mully Gully Farms
- 2 Loads Gravel Ramelius
- 1 load blue metal dust D Whyte.

### 5. TOWN MAINTENANCE

- Completed clean up and demolition of derelict shed located behind Old Miners Hall.



- Slash townsite blocks.
- Relocate old machinery off vacant lots to Council laydown yard.
- Preparation of oval and wicket for local cricket derby between the Mexicans and Northerners.

### 6. OTHER.

- Gravel push-up at Farina's Pit in preparation for gravel re-sheeting project on Morrison Road.
- Major clean up of tip site, recycling area and excavation of new hole.
- Participated in OHS Meeting.
- Exchange Fast Attacks with DFES for modifications.
- Clean up of Golf Course and building surrounds.
- Relocate picnic table Carrabin Information Bay.
- Coordinate scrap metal drive including collection of disused car bodies.

- Engineering crew will be on leave over the Easter Break between 19 April recommencing Monday 29 April.

## 7. PLANT HOURS

The following is a list of plant and vehicle kilometre and hour readings for the period ending 1.4.19

Item		1.3.19	1.4.19
P1	JOHN DEERE 770G GRADER	6,123hrs	6,251hrs
P2	CAT 12M	2,702hrs	2,791hrs
P3	PRIME MOVER (IVECO)	193,420kms	195,937kms
P4	ROAD TRAIN (FREIGHTLINER)	93,795kms	96,125kms
P5	JOHN DEERE LOADER	941hrs	1,008hrs
P6	MULTI PAC	8,202hrs	8,271hrs
P7	MINI-EXCAVATOR	308hrs	317hrs
P8	TELEHANDLER JCB	986hrs	1,026hrs
P9	TOYOTA (MTCE UTE)	15,175kms	16,543kms
P10	MITSUBISHI CANTER	28,843kms	29,874kms
P11	TOYOTA HILUX (GARDENER) WT 35	50,294kms	50,555kms
P12	JOHN DEERE (5100)	1,819hrs	1,824hrs
P14	TOYOTA LANDCRUISER GXL (CEO)	4,873kms	7,988kms
P15	TOYOTA PRADO GXL (W/SUPER)	1,392kms	5,102kms
P16	TOYOTA RAV4 (ADMIN)	46,750kms	48,507kms
P17	TOYOTA HILUX DUAL CAB	22,646kms	25,467kms
P19	FAST ATTACK	5,620kms	5,688kms
P20	FIRE TRUCK	4,486kms	4,486kms
P18	WESSY BUS	101,368kms	104,209kms
P21	DYNAPAC FLAT DRUM	1,101hrs	1,129hrs
P22	RAMSEY RIDE ON MOWER (OVAL)	144hrs	146hrs
P23	TOYOTA MINI BUS (WT COM V)	14,320kms	14,320kms
P24	HAMM ROLLER	944hrs	982hrs

# TOURISM REPORT

## WESTONIA SHIRE CARAVAN PARK:

Online Bookings are becoming more regular recently, coinciding with our recent Face Book campaign using “Carr and Drone” video’s and Photo’s. The park is also beginning to pick up again, after the summer break, with a regular trickle of vans and tents through each day. The caravan park has had a few bookings for easter so with that and the Big Rigs club (roughly 12 – 15 rigs at the Overflow tent area to Kaolin street) we should have a full house. The tent area has been a welcome addition to the park, with more campers choosing to utilise this area and there is room for one more. We have a booking for three tents over Easter so word must be getting out.



A new herb garden and hedging has been planted to divide the Caretaker area and the new tent area. The garden is already providing some herbs for the visitors and caretaker to share. It won’t be long before there is some shade provided by the vines and a nice leafy screen between the two area’s.

### REPAIRS & MAINTENANCE

- Bollard Lights – Phasing old bollards out and introducing new ones gradually cont...
- Various minor repairs and maintenance ongoing.

### 1. FUTURE PROJECTS

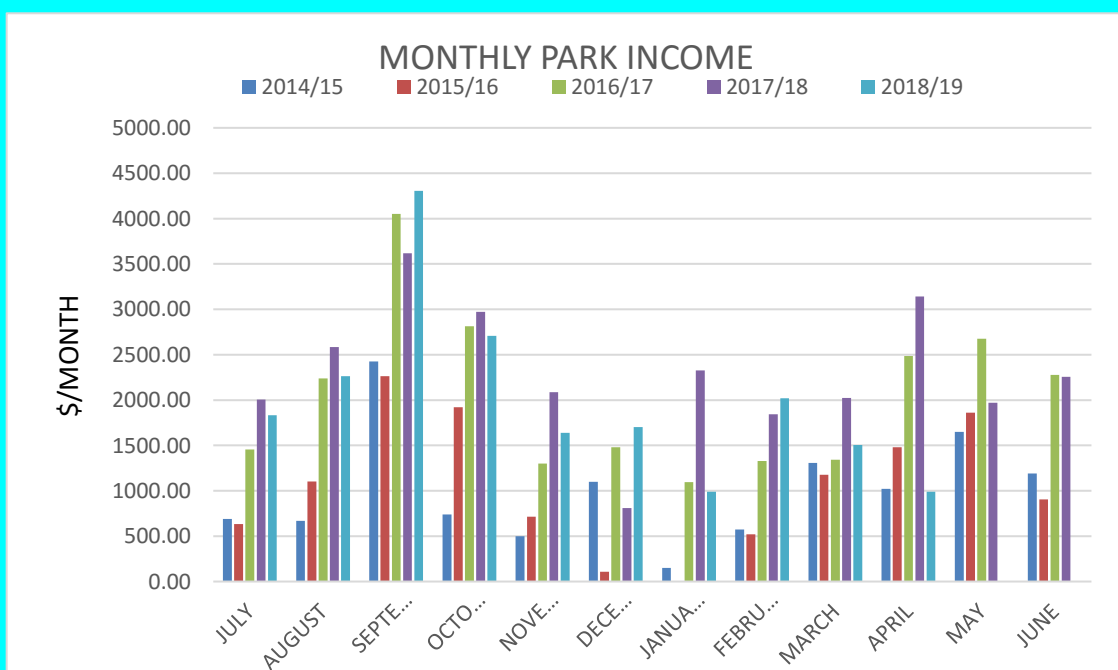
- Unpowered Overflow/ Tent area – Weed matting and out lined sites



### 2. VISITOR FEEDBACK

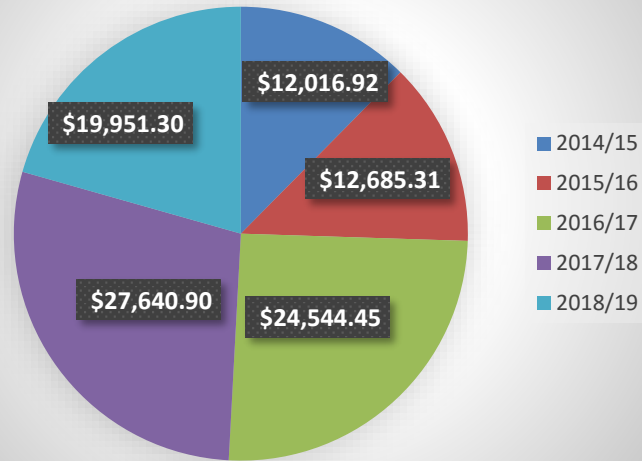
- Visitors are still loving the Caravan Park and town/ facilities.
- Great value for money, best facilities!
- Exposure with Car & Drone promotional Video’s and Photographs. It will be interesting to see the impact the video’s have on tourism in Westonia this year. It may however impact our Rock’s, Reserves and free campgrounds more. We are applying for funding to get materials required to define camping areas at Baladjie and Elachbutting.

### 3. STATISTICS





## ANNUAL PARK INCOME



### HOOD-PENN MUSEUM:

Thanks to Anthony Nelson from ANCOR we have introduced high bay lights to the museum to replace the original flood lights which ran very hot and were hard to source globes for. The new lights distribute the light evenly throughout the museum giving off little to know black spots.

#### 1. REPAIRS & MAINTENANCE

- Footpaths and Carpark hot mix needs to go down before we can start getting the Volunteers to use the new door and close off the old one to become a façade’.

#### 2. RECENT PROJECTS

- Lighting solutions.


#### 3. FUTURE PROJECTS

- New scenes to be created in the existing space of the old storage room to tell the stories of our primary industries of which Westonia was founded on.
- Dr Scene, offer of a donation from Dr Olga Ward to buy a new mannequin and donations of various Drs implements etc from Dr Hans Grobbelaar (via Olga). Since the success of the Lottery West/Westonia Progress Association grant the Museum, will now have room for the new Mannequins, applications funding have been submitted for the remainder of the Mannequins. Including a possible project to have period costumes made for all mannequins in the museum.

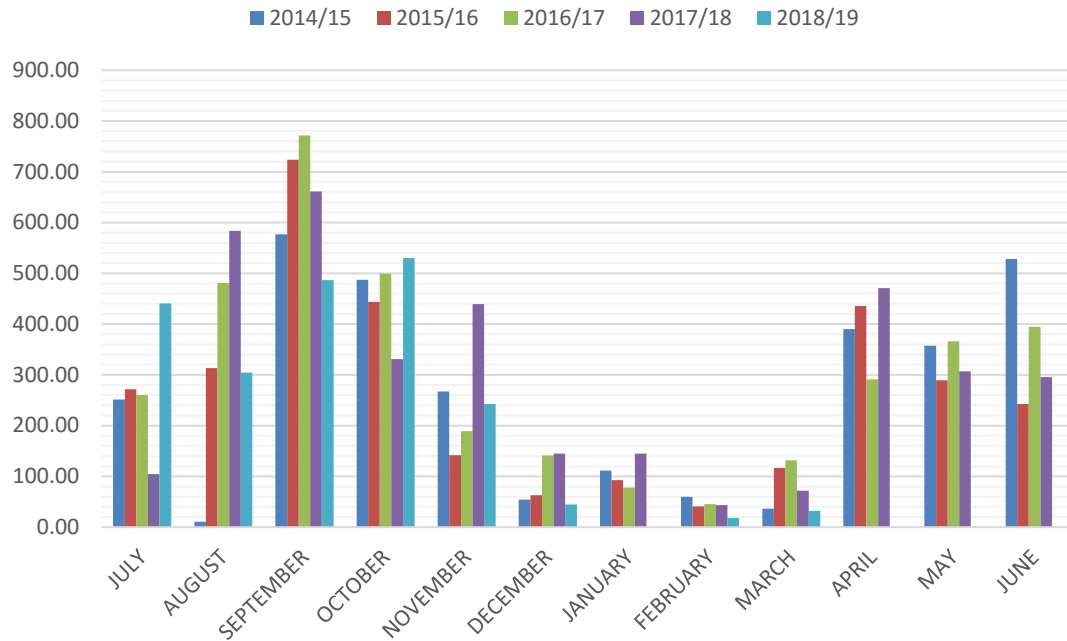
#### 4. VISITOR FEEDBACK (Verbal and Visitor register)

- Fantastic displays / Amazing
- Clean and tidy
- Very interesting / Not like any other museum they have visited
- Amazing
- Visitor’s hearing about museum in Merredin at the visitor’s centre, railway & military museums
- Wheatbelt way and word of mouth still a big performer for us (getting quite a few through from Kalgoorlie)

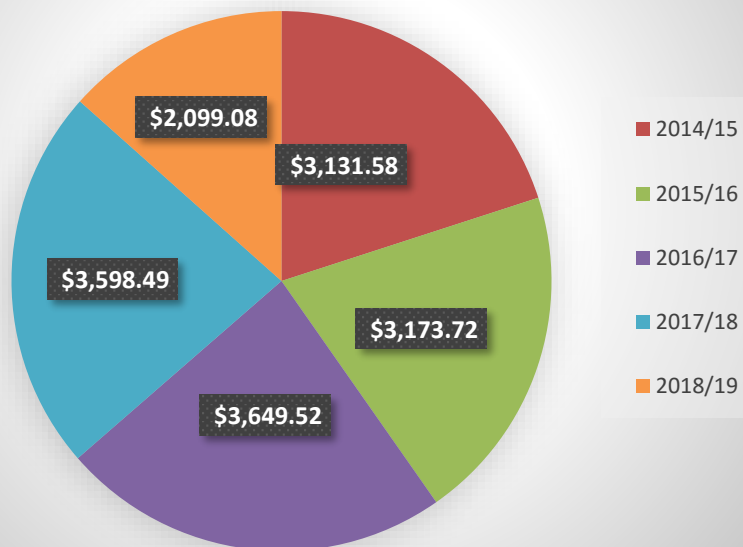
#### 5. STATISTICS (Over leaf)



## MONTHLY MUSEUM INCOME



## ANNUAL MUSEUM INCOME







# MELISSA PRICE MP

Federal Member for **Durack**



## Small business a budget winner

5 April 2019

Federal Member for Durack Melissa Price welcomes the suite of measures announced by the Coalition Government for small and family businesses, which will ensure that these businesses are able to prosper and grow and create more jobs.

Small businesses are the engine room of the Australian economy and backing small business is a key part of the Federal Government's plan for a stronger economy.

The Government is increasing the instant asset write-off threshold to \$30,000 and expanding access to medium-sized businesses with an annual turnover of less than \$50 million. These changes will apply from 2 April 2019 to 30 June 2020 and will benefit around 3.4 million businesses employing around 7.7 million workers.

The threshold applies on a per asset basis so eligible businesses can instantly write off multiple assets. Businesses will be able to benefit from the instant asset write-off as they grow, providing a direct incentive to reinvest in their business.

"The increase of this initiative will further improve cash flow for hard working Australian small business owners by bringing forward tax deductions, providing a boost to small business activity and encouraging more small businesses to reinvest in their operations, and replace or upgrade their assets," Ms Price said.

"Australia's small businesses do the heavy lifting by strengthening the economy and supporting our communities. They make up around 99 per cent of Australian businesses and contributed \$393 billion to the Australian economy.

"The 2019-20 Budget continues to put in place a policy environment that makes it easier to establish, operate and grow a small business in Australia."

The Federal Government's Budget highlights for small business include:

### Encouraging investment

- Increasing the instant asset write-off threshold to \$30,000 and expanding access to medium sized businesses with a turnover of up to \$50 million.

### Skilled workforce

- \$525 million to ensure Australia's vocational education and training (VET) sector delivers the skills critical to the economy now and into the future.



# MELISSA PRICE MP

Federal Member for **Durack**



## Export markets

- \$60 million increase to the Export Market Development Grants Scheme (EMDG) bringing the total annual spend to \$157.9 million, to assist current and aspiring SME exporters to utilise free trade agreements and seek new offshore opportunities.

## Energy

- \$61.2 million to establish the Energy Efficient Communities Program, which will provide grants to businesses and community organisations to improve energy efficiency practices and technologies to better manage energy consumption.

## Mental health

- \$11.5 million for a National Mental Health Workplace Initiative that will support businesses – including sole traders – and workers to create a mentally healthy workplace.

## Supporting innovation

- \$6 million for a Mission Control Centre in South Australia that will create a platform for SMEs and researchers to control small satellite missions, enabling real-time control and testing and the accelerated development of Australian satellite technology.
- \$11.4 million to break through technical and scientific trade barriers so Australian fruit and vegetables can get market access into more countries, faster.

## Agriculture

- \$29.4 million to enhance Australia's agricultural exports to increase industry access to export markets and capitalise on emerging export opportunities.
- \$6.1 million to extend the Package Assisting Small Exporters for boutique producers.
- Extending the seasonal workers visa program to allow our farmers to fill their seasonal labour vacancies.
- **A 12 month pilot to help smaller farmers address agricultural workforce shortages as part of the Seasonal Worker Program.**

## Live Music Industry

- \$30.9 million to support the Australian live music industry as part of the Live Music Australia Initiative.



# MELISSA PRICE MP

Federal Member for **Durack**



## Supporting Defence Industry

- Establishing the Sovereign Industrial Capability Grant program to invest up to \$17 million in grants per year to build the capacity and capability of SMEs to participate in the defence industry.

## Indigenous businesses

- Introducing a new three percent value target for all Commonwealth contracts to be awarded to Indigenous businesses, building on the success of 1,400 indigenous businesses winning \$1.83 billion in commonwealth contracts since 2013.

These initiatives build upon the Federal Government's strong track record of putting small businesses first and making the economy stronger, including:

- Fast tracking company tax relief and increasing the unincorporated small business tax discount rate to 16 percent again locked in for 2021-22;
- Making it easier for small businesses to access finance through the \$2 billion Securitisation Fund;
- Improving cash flow for small businesses by paying invoices for Government contracts under \$1 million in just 20 days and requiring contracting businesses to do the same;
- Streamlining GST reporting for around 2.7 million small businesses;
- Encouraging state governments to cut red tape with \$300 million of incentive payments;
- The establishment of a simple dispute resolution service under the Australian Financial Complaints Authority; and
- The creation of the Australian Small Business and Family Enterprise Ombudsman.

The Liberal National Government will continue to support small business and deliver a stronger economy that benefits all Australians.

ENDS

**Media contact:** Sue Chiera (08) 9964 2195 | Mob: 0427 587 395 | Email: [Susan.Chiera@aph.gov.au](mailto:Susan.Chiera@aph.gov.au)

# Local Government Economic Briefing



## Federal Budget Edition - 3 April 2019

### BUDGET AT A GLANCE – KEY ISSUES FOR LOCAL GOVERNMENT

- WA to receive \$151.3 million in Financial Assistance Grants in 2019-20, with \$91.4 million allocated for general purpose assistance and the remaining \$59.9 million in untied road funding.
- Increased funding for Roads to Recovery, Blackspot and Bridges Renewal Programs as part of a \$2.2 billion Road Safety and Upgrade Package.
- Funding for a range of WA transport infrastructure projects under the Urban Congestion fund and Roads of Strategic Significant program, as well as other identified priority projects.
- Economy on track for modest growth of 2.75% in coming years; Budget to return to \$7.1 billion surplus in 2019-20 – bringing to an end 12 years of deficit.

Treasurer Josh Frydenberg's first budget has brought to an end more than a decade in the red, predicting a return to surplus in 2019-20.

The expected return to surplus is certainly welcome news, and the Government has claimed that it reflects their responsible fiscal management. While the Government deserves credit for the efforts it has made to rein in spending, the return to surplus has also been helped along by other factors such as reduced spending on the National Disability Insurance Scheme compared to previous forecasts; changes to the point at which excise is applied to tobacco, along with stronger than expected tax collections.

Nonetheless, the return to surplus is positive news that will allow the Government to begin reducing its record levels of debt – which is expected to be paid off within a decade.

However it is important to bear in mind that the surplus still remains a projection – it has yet to be delivered.

With the election expected to be called in a matter of days, it is not surprising that the other budget highlights were election “sweeteners” focussed on large personal income tax cuts and a \$1 billion infrastructure package.

For Local Governments, there were some positive announcements, including the increases to funding for the Roads to Recovery, Roads Safety Federal Blackspots and Bridges renewal programs, as well as additional funding for regional airports and community sports facilities.

This will allow the sector to make progress in addressing the infrastructure backlog.

However, the timing of this year's budget means that these benefits for the sector are not guaranteed, and Councils should be careful about factoring any new initiatives into their forward planning. Rather than pushing ahead to pass the budget through Parliament, the Government has indicated that it will take it to the election – which could be called as soon as this weekend. If there is indeed a change of Government, many of these initiatives may not come to fruition.

### ECONOMIC AND FISCAL OUTLOOK

The key budget aggregates reflect the Government's commitment to return the budget to surplus.

While the underlying cash balance is expected to remain in deficit in 2018-19 (-\$4.2 billion), the nation's finances are expected to return to surplus of \$7.1 billion in 2019-20. The budget is expected to remain in surplus over forward estimates.



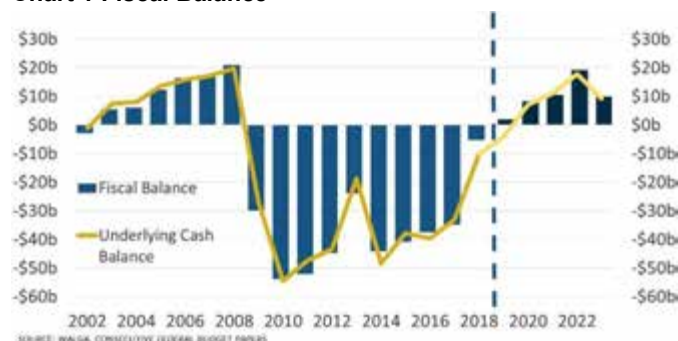
The return to surplus reflects in part the Government's efforts to rein in spending, with payments as a proportion of Gross Domestic Product (GDP) expected to fall below the historical average of 24.7% from 2019-20, and real spending growth on track to average 1.9% between 2013-14 and 2022-23.

On the revenue side, the budget shows that expected tax receipts have been revised up by \$1.2 billion in 2018-19, but have been revised down by \$250 million in 2019-20 and by \$18.2 billion over the four years to 2022-23. However, it should be noted that this includes the impact of new policy decisions such as the personal income tax cuts which will reduce revenues in years to come.

**Table 1 Key Budget Aggregates**

	2018-19 Act.	2019-20 Est.	2020-21 Proj.	2021-22 Proj.	2022-23 Proj.
Revenue (\$bn)	495.8	513.8	534.3	564.7	580.5
Expenses (\$bn)	487.3	500.9	516.1	535.9	559.9
Underlying cash balance (\$bn)	-4.2	7.1	11	17.8	9.2
Net Debt (\$bn)	373.5	361.0	349.5	333.2	326.1
Real GDP (%)	2.25	2.75	2.75	3.0	3.0

**Chart 1 Fiscal Balance**



The return to surplus has meant that there is now capacity in the budget to begin paying down debt. As a result, net debt is expected to decline each year across the forward estimates, from 18% of GDP in 2019-20, to zero by 2029-30.

The national economy still is expected to continue its recovery across the forward estimates, on the back of continued strong growth in our major trading partners in Asia.

Real GDP is expected to grow by 2.25% in 2018-19, before picking up to 2.75% in 2019-20 and 2020-21. These forecasts are considered to be realistic, and are consistent with the Reserve Bank's forecasts for the national economy. The unemployment rate is expected to remain stable at 5% across the forward estimates.

The Government's fiscal strategy remains focussed on responsible budget management through expenditure constraint and improving the balance sheet.

## KEY ISSUES FOR LOCAL GOVERNMENT

### Finances

The 2019-20 Budget maintains the system of payments to support Local Government, through Financial Assistance Grants (FAGs).

In the 2019-20 year, the Australian Government will allocate \$1.275 billion in FAGs for Local Government services to the community. It should be noted that \$1.275 billion was also brought forward from 2019-20 into the 2018-19 financial year.

FAGs continue to comprise two components: general purpose assistance grants; and untied local roads grants.

**Table 2 Financial Assistance Grant Program**

	2018-19 Act.	2019-20 Est.	2020-21 Proj.	2021-22 Proj.	2022-23 Proj.
General purpose (\$m)	1,734.4	883.1	1,839.5	1,914.8	1,996.9
Local roads (\$m)	769.6	391.9	816.3	849.6	886.1
<b>Total FAGs (\$m)</b>	<b>2,504.0</b>	<b>1,275.0</b>	<b>2,655.8</b>	<b>2,764.4</b>	<b>2,883.0</b>

\*Note \$1.275bn was brought forward into the 2018-19 financial year

Western Australia will receive \$151.3 million in FAGs in 2019-20, with \$91.4 million allocated for general purpose assistance and the remaining \$59.9 million in untied road funding.

### Infrastructure

#### Local Road Funding

##### Roads to Recovery

An additional \$1.1 billion over 10 years was announced for the Roads to Recovery (R2R) program. Funding will increase from \$364.5 million in 2018-19 to \$499.6 million in 2019-20, and remain at this level across the forward estimates.

Of this, WA is expected to receive \$58.3 million in 2018-19, and \$73.1 million per annum in the remaining forward estimate years.

##### Blackspot Program

An additional \$550 million over 10 years was also announced for the Black Spot Program, for projects

which improve the safety of road sites that have been identified as high-risk areas for serious crashes.

WA will receive \$9.6 million in Black Spot funding in 2018-19, which will increase to \$14.4 million in 2019-20, and \$12.7 million thereafter across the forward estimates.

### *Bridges Renewal Program*

The Bridges Renewal Program will receive an additional \$275 million over 10 years. In 2019-20, WA will receive funding of \$11.9 million, with total funding received by the state between 2018-19 and 2022-23 standing at \$47.4 million.

**Table 3 Road Funding Allocation, WA, 2019-20**

	Roads to Recovery	Bridges renewal	Identified local road grants	Black spots	Total
Total funding (\$m)	73.1	11.9	59.9	14.4	159.3

## **Transport**

### *Urban Congestion Fund*

The Urban Congestion Fund will receive an additional \$3 billion from 2019-20, including a new Commuter Car Park fund of \$500 million. The Fund supports projects to remediate pinch points, improve traffic safety and flow and increase network efficiency for commuter and freight movements in major urban areas.

WA will receive \$122 million from the fund for projects including:

- \$50 million for the Kwinana and Mitchell Freeways;
- \$20 million for the Lloyd Street Extension, Hazelmere;
- \$16 million for Mandurah Station Parking Bays;
- \$13.3 million for Abernathy Road, Kewdale;
- \$10 million for Lakelands Station; and
- \$10 million for Thomas and Nicholson Road, Oakford.

### *Roads of Strategic Importance*

An additional \$1 billion will be provided from 2020-21 for the Roads of Strategic Importance Initiative, to support works on regional roads, inter regional and interstate highways that address pinch points and impediments to freight movements.

WA will receive \$535 million for projects specifically identified under this initiative including:

- \$248 million for the Karratha to Tom Price corridor;
- \$75 million for the Alice Springs to Halls Creek corridor;
- \$70 million for the Newman to Katherine corridor;
- \$70 million for the Wheatbelt Secondary Freight Network;
- \$50 million for the Port Augusta to Perth corridor; and
- \$22 million for the Pinjarra Heavy Haulage Deviation.

### *Other priority road projects*

Funding will also be provided for other priority transport infrastructure in WA, including:

- An additional \$348.5 million for upgrades to Tonkin Highway;
- \$207.5 million for the Oats Street, Welshpool Road and Mint Street level crossing;
- \$140 million for Albany Ring Road;
- An additional \$121.6 million for the Bunbury Outer Ring Road; and
- \$115 million to upgrade Fremantle Traffic Bridge.

### *National Freight and Supply Chain Strategy*

From 2019-20, an additional \$16.5 million will be provided for initiatives that comprise the National Freight and Supply Chain Strategy, including:

- \$8 million for the National Heavy Vehicle Regulator to streamline the approval process for road access by heavy vehicles. As the Regulator does not have jurisdiction in WA, this is not likely to impact on the sector;
- \$5.2 million for the design of a freight data hub; and
- \$3.3 million for the establishment of a freight data exchange pilot to allow industry to access freight data in real time.

### *Regional Airports Program*

From 2019-20, \$102.8 million will be provided to establish the Regional Airports Program, that will provide grants to upgrade airport infrastructure and improve safety and aviation access at regional airports.

### **Communities**

- Over the five years from 2018-19, \$1.1 billion will be provided to support primary care and improve frontline health services. This will support a wide range of initiatives including \$28 million over five years for St Johns Hospitals to trial urgent care centres in WA.
- \$527.9 million will be provided over five years from 2018-19 (including \$16.2 million in capital funding over two years from 2018-19) to support the work of the Royal Commission into Violence, Abuse, Neglect and Exploitation of People with Disability.
- The Commonwealth Home Support Programme will be extended for two years.
- From 2018-19, \$724.8 million has been provided across the forward estimates for a range of aged care services including additional residential and home care packages.
- The Government will provide \$453.1 million over two years from 2019-20 to further extend the National Partnership Agreement on Universal Access to Early Childhood Education for the 2020 calendar year, and undertake the related National Early Childhood Education and Care Collection in early 2021.
- \$385.6 million over six years will be provided to support the implementation of the national sport

plan through a range of initiatives. This includes \$42.5 million in 2018-19 for the Community Sport Infrastructure Program.

- Further support has been provided for the National Drug Strategy 2017-2026, with \$337.2 million provided over five years.
- Over the four years from 2018-19, the Commonwealth will provide \$328 million towards initiatives to reduce domestic and family violence against women and children, as its contribution to the Fourth Action Plan to Reduce Violence Against Women and their Children.
- \$229.9 million will be provided over seven years from 2018-19, to improve mental health services in the community through a range of initiatives, including \$114.5 million to trial eight mental health centres focussing on specialised support.
- From 2019-20, \$58.2 million will be provided over four years to increase funding available under the Safer Communities Fund. This includes \$35.1 million to provide grant funding for Local Governments and community organisations to address crime and anti-social behaviour. It also includes \$23.1 million for Round Four of Safer Communities Fund, which provides grants for Local Governments and community organisations to fund crime prevention initiatives to keep children safe.
- A \$27.2 million package will be provided over four years to support initiatives to break down barriers to social and economic participation for immigrants.
- \$7.3 million will be provided for the co-design of options for a Voice to Parliament for Aboriginal and Torres Strait Islander peoples.
- Additional support will be provided for Australia Day, with \$0.8 million over 3 years to provide additional support for activities and review the National Australia Day Council programs.
- \$22.2 million has been allocated over five years from 2018-19 for schools, including a range of initiatives to improve student achievement and wellbeing and build teacher capacity.

## Emergency Management

- The Government will establish a new \$3.9 billion Emergency Response Fund, through legislation as a Commonwealth Investment Fund, to allocate up to \$150 million per annum for natural disaster recovery and response initiatives above and beyond existing funding for severe and catastrophic disasters. The application of the Fund will not interfere with the DRFA (Disaster Recovery Funding Arrangements). The Fund will commence on 1 October 2019.
- \$130.5 million will be provided across the forward estimates to reduce the risk and impact of natural disasters. This includes \$104.4 million for a five year national partnership agreement to support the states and territories in reducing disaster risks and \$26.1 million to deliver initiatives that reduce disaster risk at the national level.
- \$5.5 million will be provided over four years from 2018-19 for additional mental health services and support for communities impacted by natural disasters in Victoria, Queensland and Tasmania.

## Environment and Energy

- To deliver on Australia's 2030 climate commitments, the Government will allocate \$3.5 billion over 15 years for a Climate Solutions Package. This includes a wide range of initiatives such as:
  - \$2 billion over 15 years from 2019-20, including \$189.1 million over four years to 2022-23, to establish a Climate Solutions Fund that will allow for expanded investments in low-cost abatement currently underway through the Emissions Reduction Fund;
  - \$61.2 million over four years from 2019-20 to establish the Energy Efficient Communities Program, which will provide grants to businesses and community organisations to improve energy efficiency practices and technologies to better manage energy consumption;
  - \$18 million over six years from 2019-20 for households and businesses to improve energy efficiency and lower energy bills; and

- \$0.4 million in 2019-20 to develop a National Electric Vehicle Strategy.

## Economic and Regional Development

- The budget contained personal income tax relief for low and middle income earners. This measure will reduce revenue by \$19.5 billion across the forward estimates, and includes doubling the low and middle income tax offset to \$1,080 for low and middle-income earners; increasing the top threshold of the 19% tax bracket to \$45,000 and cutting the 32.5% tax bracket to 30% by 2024.
- A cross portfolio package of initiatives has been developed to ease population pressures in cities and ensure that regions can benefit from population growth. The centrepiece of this initiative is \$2 billion for the delivery of a fast train between Melbourne and Geelong, but also includes \$23.4 million from 2019-20 to establish a Centre for Population to inform and coordinate policy across Government; and \$93.7 million to establish Destination Australia to support domestic and international students to study in regional Australia through scholarships.
- \$525.3 million will be provided over five years as part of a Skills Package to improve the quality of Vocational Education and Training through a wide range of initiatives including the establishment of a National Skills Commission.
- \$220 million will be provided over the forward estimates to improve regional telecommunications. This includes \$160 million for grants under the Mobile Black Spot Program, and \$60 million for a Regional Connectivity program to provide grants to improve mobile and broadband services in regional areas, provide advice to regional users and support the development of the Universal Service Guarantee.
- \$49.6 million will be provided over five years from 2018-19 to introduce new visas for regional Australia. From November 2019, two new regional visas will be implemented: the Skilled Work Regional (Provisional) visa, and the Skilled Employer Sponsored Regional (Provisional) visa, which will replace the existing Regional Sponsored Migration Scheme (subclass 187) visa, and the Skilled Regional (Provisional) visa



---

(subclass 489). The new visas will permit skilled migrants to stay and work in regional Australia for a period of five years. From November 2022, the Government will also introduce a new Permanent Residence visa for regional Australia.

---

---

*For further information or to comment please contact Dana Mason on 9213 2096 or email [dmason@walga.asn.au](mailto:dmason@walga.asn.au). Current and previous editions of **Economic Briefing** are available at [www.walga.asn.au/NewsPublications/Publications/EconomicBriefing.asp](http://www.walga.asn.au/NewsPublications/Publications/EconomicBriefing.asp)*



# MELISSA PRICE MP

Federal Member for **Durack**



## Grants to help support smart Aussie farms in Durack

5 April 2019

More than \$745,000 has been awarded to eight projects in the Durack electorate through Round 2 of the National Landcare Program, Smart Farms Small Grants.

Federal Member for Durack Melissa Price is delighted and said these grants will help farmers adopt sustainable and innovative land and natural resource management practices.

"These grants will reward innovative proposals that improve farming practices and boost productivity," Ms Price said.

"They are about encouraging Aussie farmers to adopt tools and practices that lead to a more sustainable and profitable agricultural sector.

"Grants have been awarded to 110 projects across the country in the highly competitive round, and I'm delighted eight of those are for worthy projects in Durack.

"I am particularly proud of the successful projects put forward by the Liebe Group – who were successful with three grants; the Mingenew Irwin Group; NACC; Environs Kimberley; KPCA and Insight Agricultural Consulting," said Ms Price.

Applications for Round two of the Smart Farms Small Grants opened in November last year and attracted more than 638 grant applications from across the country.

Smart Farms is part of the \$1.1 billion second phase of the National Landcare Program.

### Successful recipients and projects:

- **Liebe Group Inc - \$20,468.80**  
To increase the organisational capability of farming systems groups in WA's Northern Agricultural Region (NAR).
- **Liebe Group Inc - \$109,120**  
Gen Y Paddock Challenge: supporting the adoption of innovative and sustainable soil management through and online peer learning network.
- **The Liebe Group - \$121,979**  
Amelioration of subsoil aluminium toxicity for improved productivity in WA's Northern Agricultural Region (NAR).
- **Mingenew Irwin Group - \$33,000**  
Fostering young land manager resilience through building confidence and skills for a sustainable future.
- **Northern Agricultural Catchments Council (NACC) - \$29,106**  
For Being Smarter With our Data



# MELISSA PRICE MP

Federal Member for **Durack**



- **Environs Kimberley Inc - \$211,376**  
Enriching Kimberley native food producers and enhancing ecosystems
- **Kimberley Cattlemen's Association (KPCA) - \$220,000**  
Improving the health and resilience of pastoral leases across the Kimberley and Pilbara
- **Insight Agricultural Consulting Pty Ltd - \$48,730**  
Building extension capability to deliver improved sustainable agriculture adoption outcomes.

For more information on the Smart Farms program visit: [www.agriculture.gov.au](http://www.agriculture.gov.au)

## Other Landcare grants:

Round 2 of the Landcare Smart Farming Partnership Grants are currently open until 17 May 2019.  
For more information on these grants visit: <https://www.communitygrants.gov.au/grants/national-landcare-program-smart-farming-partnerships-round-2>

ENDS

Pic: MPrice Smart farms grants

Pic caption:

***Federal Member for Durack Melissa Price says she is proud Durack projects received funding through Round 2 of the Smart Farms Small Grants.***

**Media contact:** Sue Chiera (08) 9964 2195 | Mob: 0427 587 395 | Email: [Susan.Chiera@aph.gov.au](mailto:Susan.Chiera@aph.gov.au)



Local Government Report Package for

**WESTONIA (S)**

Printed: 03/04/2019

**Incidents reported to DFES and Attended by Local Government  
and Bushfire Brigades**

**Current Brigade Vehicle Lists**

**000 Service Agreement**

**SMS Lists**

**Brigade Personnel Lists**

v4.5

**Incidents Reported to DFES and Attended by Local Government and Bushfire Brigades**  
**WESTONIA (S)**  
01/07/2014 to 03/04/2019

**9134 SHIRE WESTONIA**

	Incident Address	Type of Incident	IRS Report Completed	Paper Report received by DFES
379496 01/01/2018 13:55	BURRACOPPIN SOUTH RD BURRACOPPIN	Fire - Landscape	N	N
401126 20/08/2018 05:14	LEACH RD WESTONIA	Fire - Landscape	N	N
426246 21/03/2019 14:52	(12KM SOUTH OF )GREAT EASTERN CARRABIN	Fire - Landscape	N	N
Total number of Primary Incidents recorded in time frame: 3				

**6644 WALGOOLAN BFB**

	Incident Address	Type of Incident	IRS Report Completed	Paper Report received by DFES
4468 21/10/2015 06:30	BURRACOPPIN SOUTH RD SOUTH BURRACOPPIN	Fire - Landscape	Y	
356336 03/03/2017 13:00	BURRACOPPIN SOUTH RD SOUTH BURRACOPPIN	Fire - Landscape	Y	
357472 17/03/2017 18:30	ROHAN DAY DELLA RD SOUTH BODALLIN	Fire - Landscape	Y	
387398 29/03/2018 12:00	ELLERY RD SOUTH BURRACOPPIN	Fire - Landscape	N	N
Total number of Primary Incidents recorded in time frame: 4				

**6658 WARRALAKIN BFB**

	Incident Address	Type of Incident	IRS Report Completed	Paper Report received by DFES
357472 17/03/2017 18:30	ROHAN DAY DELLA RD SOUTH BODALLIN	Fire - Landscape	N	N
377761 10/12/2017 15:46	LEAVE JOB OPEN UNTIL 11/12 ROSE THOMSON RD ENEABBA	Fire - Landscape	N	N
377973 12/12/2017 14:41	WEBB RD WARRACHUPPIN	Fire - Landscape	N	N
416374 03/12/2018 15:02	WARRACHUPPIN NORTH RD WARRACHUPPIN	Fire - Landscape	N	N
Total number of Primary Incidents recorded in time frame: 4				

**6668 WESTONIA BFB**

	Incident Address	Type of Incident	IRS Report Completed	Paper Report received by DFES
322137 27/12/2015 13:29	CAW ST MERREDIN	Fire - Landscape	N	N

323191	07/01/2016 13:13	ELACHBUTTING RD ELACHBUTTING	Fire - Landscape	N	N
327059	20/02/2016 01:44	SANDS TRANSPORT GREAT EASTERN HWY BODALLIN	Fire - Other/Rubbish/Vehicle	N	N
357472	17/03/2017 18:30	ROHAN DAY DELLA RD SOUTH BODALLIN	Fire - Landscape	N	N
368919	17/08/2017 15:21	CARRABIN ROADHOUSE YORK RD CARRABIN	Rescue - RCR and MVA (incl. MVA without rescue)	N	N
377973	12/12/2017 14:41	WEBB RD WARRACHUPPIN	Fire - Landscape	N	N
416374	03/12/2018 15:02	WARRACHUPPIN NORTH RD WARRACHUPPIN	Fire - Landscape	N	N
416402	03/12/2018 16:29	SMYTH RD CARRABIN	Fire - Landscape	N	N
422358	06/02/2019 23:36	GRAHAM RD CARRABIN	False Call - Good Intent	N	N

Total number of Primary Incidents recorded in time frame: 9

**NOTE:** The above list shows all Incidents reported to DFES via the ComCen, or via a Paper Incident Report received, during the given time frame. Incidents not displayed on this list have not been reported to DFES.

If the '*IRS Report Completed*' column shows N, then a complete Incident Report has not been received by DFES.

If there is an N in the '*Paper Report received at DFES*' column, then a copy of the Paper Report has not been received by DFES.

To enable the Incident Report to be completed, please forward a copy of the original Incident Report via fax or email to DFES as below.

If you require any assistance please contact us using any of the the following methods;

OIS Branch

Fax: 1800 309 999

Phone: 9395 9406 (office hours)

Email: reports@dfes.wa.gov.au

**Location / Vehicle Listing - WESTONIA (S)**  
as at 03/04/2019

9134 SHIRE WESTONIA

Resource Name	Resource Type	Make	Model	Selcall No.	Year of make	Rego	Owner	Decom	Trans	New Location	Date
SHIRE WESTONIA PLACEHOLDER	OTHER										

**Please Note:**

This report has been produced to assist with maintaining Appliance information recorded on the DFES database.  
It will be provided to Local Governments on a monthly basis.

If you identify any errors, please return corrected form to;

OIS Branch

Fax: 1800 309 999

Phone: 9395 9406 (office hours)

Email: [reports@dfes.wa.gov.au](mailto:reports@dfes.wa.gov.au)

For vehicles which have been relocated or taken out of service please advise ComCen at [cadadministrator.wa.gov.au](mailto:cadadministrator.wa.gov.au)

Location / Vehicle Listing - WESTONIA (S)  
as at 03/04/2019

6644 WALGOOLAN BFB

Resource Name	Resource Type	Make	Model	Selcall No.	Year of make	Rego	Owner	Decom	Trans	New Location	Date
LT (E824) - WT339	LIGHT TANKER	TOYOTA	VDJ79R	806088	2012	WT339	LG (ESL)	<input type="text"/>	<input type="text"/>	<input type="text"/>	<input type="text"/>

**Please Note:**

This report has been produced to assist with maintaining Appliance information recorded on the DFES database.  
It will be provided to Local Governments on a monthly basis.

If you identify any errors, please return corrected form to;

OIS Branch

Fax: 1800 309 999

Phone: 9395 9406 (office hours)

Email: [reports@dfes.wa.gov.au](mailto:reports@dfes.wa.gov.au)

For vehicles which have been relocated or taken out of service please advise ComCen at [cadadministrator.wa.gov.au](mailto:cadadministrator.wa.gov.au)



Location / Vehicle Listing - WESTONIA (S)  
as at 03/04/2019

6658 WARRALAKIN BFB

Resource Name	Resource Type	Make	Model	Selcall No.	Year of make	Rego	Owner	Decom	Trans	New Location	Date
LT (N175) - \WT357	LIGHT TANKER	TOYOTA	VDJ79R	497005	2013	\WT357	LG (ESL)	<input type="text"/>	<input type="text"/>	<input type="text"/>	<input type="text"/>

**Please Note:**

This report has been produced to assist with maintaining Appliance information recorded on the DFES database.  
It will be provided to Local Governments on a monthly basis.

If you identify any errors, please return corrected form to;

OIS Branch

Fax: 1800 309 999

Phone: 9395 9406 (office hours)

Email: [reports@dfes.wa.gov.au](mailto:reports@dfes.wa.gov.au)

For vehicles which have been relocated or taken out of service please advise ComCen at [cadadministrator.wa.gov.au](mailto:cadadministrator.wa.gov.au)

**Location / Vehicle Listing - WESTONIA (S)**  
as at 03/04/2019

**6668 WESTONIA BFB**

Resource Name	Resource Type	Make	Model	Selcall No.	Year of make	Rego	Owner	Decom	Trans	New Location	Date
LT (N176) - 39WT	LIGHT TANKER	TOYOTA	VDJ79R	497010	2013	39WT	LG (ESL)				
3.4 URBAN (E579) - WT1500	3.4 URBAN	ISUZU	FHFTSLGB03	80454	2010	WT1500	LG (ESL)				

**Please Note:**

This report has been produced to assist with maintaining Appliance information recorded on the DFES database.  
It will be provided to Local Governments on a monthly basis.

If you identify any errors, please return corrected form to;

OIS Branch

Fax: 1800 309 999

Phone: 9395 9406 (office hours)

Email: [reports@dfes.wa.gov.au](mailto:reports@dfes.wa.gov.au)

For vehicles which have been relocated or taken out of service please advise ComCen at [cadadministrator.wa.gov.au](mailto:cadadministrator.wa.gov.au)

## Current 000 SERVICE AGREEMENT for WESTONIA (S)

**In order to advise Local Government of 000 calls promptly it is suggested that contacts are 24/7 numbers.  
The 4th contact will always be DFES Regional Duty Coordinator**

**No more than 3 contacts per LGA will be recorded.**

***Our 24 hour, 365 day emergency 000 contacts from the Communications Centre are as follows:***

Organisation	Role	Name	Contact Type	Number
1 Shire of Westonia	CEO - Shire Office	Jamie Criddle	Phone (Bus)	9046 7063
2 Shire of Westonia	CBFCO	Frank Corsini	Mobile	0429 467 042
3 Shire of Westonia	DCBFCO	Malcolm Nicoletti	Mobile	0428 449 034
4 DFES Goldfields Midlands Region	Regional Duty Co-Ordinat	DFES Regional Duty Co-Ordinator		9690 2300

**Note:** Contacts may make reference to an SMS group which allows multiple pagers or mobile phones to be attached to that group.. An SMS list form needs to have been completed.

### ***Alterations to contacts:***

Organisation	Role	Name	Contact Type	Number
1.				
2.				
3.				

### **Local Government Chief Executive Officer**

Print Name

Signature

### **DFES Area / District Manager**

Print Name

Signature

Contact Number

Date

Contact Number

Date

Instructions for Local Authority in the event of any alterations to the list above;

1. Complete the Alterations section with the changes required.
2. CEO to sign form.
3. Local Authority to send a copy to DFES Regional Office for Authorisation by DFES Area / District Manager.
4. Area/District Manager to email a signed copy to **cadadministrator@dfes.wa.gov.au**



**LG Brigade Personnel Listing - WESTONIA (S)**  
as at 03/04/2019

**9134 SHIRE WESTONIA**

<b>Remove</b>	<b>Vol. Number</b>	<b>Rank</b>	<b>Surname</b>	<b>Given Name</b>
<input type="checkbox"/>	119012	LG FCO	BROWN	DAVID
<input type="checkbox"/>	119154	LG CBFCO	CORSINI	FRANK
<input type="checkbox"/>	119135	LG FCO	CRIDDLE	JAMIE
<input type="checkbox"/>	142827	LG FCO	DAY	ROHAN
<input type="checkbox"/>	162184	LG FCO	FARINA	DANE
<input type="checkbox"/>	119016	LG FCO	LEMOLGNAN	STEVEN
<input type="checkbox"/>	119120	LG FCO	LINDLEY	COLIN
<input type="checkbox"/>	119079	LG FCO	MCDOWALL	JOHN
<input type="checkbox"/>	146834	LG FCO	MURFIT	TONY
<input type="checkbox"/>	133116	LG DCBFCO	NICOLETTI	MALCOLM
<input type="checkbox"/>	146818	LG FCO	PENNY	BRAD
<input type="checkbox"/>	119124	LG FCO	PRICE	ARTHUR
<input type="checkbox"/>	119013	LG FCO	SMITH	AARON
<input type="checkbox"/>	146836	LG FCO	WAHLSTEN	JASON

**Members to be Added:****9134 SHIRE WESTONIA****DFES ID****Rank****Surname****First Name**

---

---

---

---

Instructions for any alterations to the list above;

1. Details are to be printed **clearly**.
2. Member names are to be listed as Surname, then First Name.
3. Send the completed form to your Regional Office to ensure the information is updated in RMS
4. When authorised & signed by your Area / District Manager, send a copy of the new or updated form to **reports@dfes.wa.gov.au** or fax to 1800 309 999

Changes Requested By:**Contact Name (please print)****Contact Number****Date****Area / District Manager****Sign & Date**

AUTHORISED:

☐

YES

☐

NO

**LG Brigade Personnel Listing - WESTONIA (S)**  
as at 03/04/2019

**6644 WALGOOLAN BFB**

Remove	Vol. Number	Rank	Surname	Given Name
	119036	VOL FIRE FIGHTER	BARNETT	CHRISTOPHER
	119037	VOL FIRE FIGHTER	BARNETT	DANIEL
	119050	VOL FIRE FIGHTER	BARNETT	HELEN
	119012	BFB 1ST LIEUTENANT	BROWN	DAVID
	119048	VOL FIRE FIGHTER	BROWN	EILEEN
	179432	VOL FIRE FIGHTER	BROWN	GERARD
	138356	VOL FIRE FIGHTER	COLE	CAROLYN
	138359	VOL FIRE FIGHTER	COLE	MALCOLM
	119047	VOL FIRE FIGHTER	CREES	RODNEY
	146831	VOL FIRE FIGHTER	DAY	KARIN
	142827	BFB 2ND LIEUTENANT	DAY	ROHAN
	119045	VOL FIRE FIGHTER	JEFFERYS	BRETT
	146833	VOL FIRE FIGHTER	JEFFERYS	CHRIS
	150023	VOL FIRE FIGHTER	JEFFERYS	COREY
	119010	VOL FIRE FIGHTER	JEFFERYS	JOHN
	119046	VOL FIRE FIGHTER	JEFFERYS	MARK
	146832	VOL FIRE FIGHTER	JEFFERYS	NARELLE
	119051	VOL FIRE FIGHTER	JOHNSTON	GRAHAM
	182036	VOL FIRE FIGHTER	LAMBERT	PETER
	146834	VOL FIRE FIGHTER	MURFIT	TONY
	179674	VOL FIRE FIGHTER	MURRAY	ROBERT
	179078	VOL FIRE FIGHTER	ROUTLEDGE	BERGEN
	146838	VOL FIRE FIGHTER	WAHLSTEN	CLINTON
	146836	CAPTAIN	WAHLSTEN	JASON
	146839	VOL FIRE FIGHTER	WAHLSTEN	LUKE
	146837	VOL FIRE FIGHTER	WAHLSTEN	TERRY

**Members to be Added:****6644 WALGOOLAN BFB****DFES ID****Rank****Surname****First Name**

---

---

---

---

Instructions for any alterations to the list above;

1. Details are to be printed **clearly**.
2. Member names are to be listed as Surname, then First Name.
3. Send the completed form to your Regional Office to ensure the information is updated in RMS
4. When authorised & signed by your Area / District Manager, send a copy of the new or updated form to **reports@dfes.wa.gov.au** or fax to 1800 309 999

Changes Requested By:**Contact Name (please print)****Contact Number****Date****Area / District Manager****Sign & Date**

AUTHORISED:

☐

YES

☐

NO



**LG Brigade Personnel Listing - WESTONIA (S)**  
as at 03/04/2019

6658 WARRALAKIN BFB

Remove	Vol. Number	Rank	Surname	Given Name
	171478	VOL FIRE FIGHTER	ALCOCK	GRAHAM
	178681	VOL FIRE FIGHTER	BALLANTYNE	DUNCAN
	182136	VOL FIRE FIGHTER	BRENNAN	BRAYDEN
	133119	VOL FIRE FIGHTER	CHRISP	SHAUN
	178680	VOL FIRE FIGHTER	CLAESSENS	EVA
	178682	VOL FIRE FIGHTER	CREWS	MITCH
	119017	BFB 3RD LIEUTENANT	CREWS	PETER
	146821	VOL FIRE FIGHTER	CROOK	DAVID
	119114	VOL FIRE FIGHTER	CROOK	MICHAEL
	119103	VOL FIRE FIGHTER	CROOK	RUSSELL
	119015	VOL FIRE FIGHTER	DADDOW	STEPHEN
	182134	VOL FIRE FIGHTER	DAWSON	SAM
	171481	VOL FIRE FIGHTER	FARINA	ABIGAIL
	171480	BFB 2ND LIEUTENANT	FARINA	BEN
	162184	VOL FIRE FIGHTER	FARINA	DANE
	182253	VOL FIRE FIGHTER	GIBSON	KYLIE
	119016	BFB 1ST LIEUTENANT	LEMOLGNAN	STEVEN
	182135	VOL FIRE FIGHTER	MARTIN	HANNAH
	119079	VOL FIRE FIGHTER	MCDOWALL	JOHN
	171482	VOL FIRE FIGHTER	MCDOWALL	ROBERT
	178679	VOL FIRE FIGHTER	NICOLETTI	ALEISHA
	133116	CAPTAIN	NICOLETTI	MALCOLM
	108605	VOL FIRE FIGHTER	PARKIN	CRAIG
	161319	VOL FIRE FIGHTER	PARKIN	DANIELLE
	162182	VOL FIRE FIGHTER	PRICE	DAVID
	171497	VOL FIRE FIGHTER	PRICE	MORGAN

	171498	VOL FIRE FIGHTER	PRICE	STACY
	171500	BFB SECRETARY	SING	JEANNIE
	155396	VOL FIRE FIGHTER	SING	STEWART
	119013	VOL FIRE FIGHTER	SMITH	AARON
	146827	VOL FIRE FIGHTER	SMITH	JOAN
	119084	VOL FIRE FIGHTER	SMITH	STEPHEN

**Members to be Added:**

**6658 WARRALAKIN BFB**

DFES ID	Rank	Surname	First Name

Instructions for any alterations to the list above;

1. Details are to be printed **clearly**.
2. Member names are to be listed as Surname, then First Name.
3. Send the completed form to your Regional Office to ensure the information is updated in RMS
4. When authorised & signed by your Area / District Manager, send a copy of the new or updated form to **reports@dfes.wa.gov.au** or fax to 1800 309 999

Changes Requested By:

Contact Name (please print)	Contact Number	Date	Area / District Manager	Sign & Date

AUTHORISED:

☐

YES

☐

NO

**LG Brigade Personnel Listing - WESTONIA (S)**  
as at 03/04/2019

**6668 WESTONIA BFB**

Remove	Vol. Number	Rank	Surname	Given Name
	119134	VOL FIRE FIGHTER	ANTONIO	JOCELYN
	119004	VOL FIRE FIGHTER	ANTONIO	PETER
	119148	VOL FIRE FIGHTER	ARGENT	BRIAN
	181988	VOL FIRE FIGHTER	BLAKE	DAMIEN
	181987	VOL FIRE FIGHTER	BLAKE	TERRI
	171479	VOL FIRE FIGHTER	BLAKE	VICTOR
	64802	VOL FIRE FIGHTER	BRIGHT	GRAEME
	119154	CAPTAIN	CORSINI	FRANK
	182000	VOL FIRE FIGHTER	CORSINI	JOEL
	119153	VOL FIRE FIGHTER	CORSINI	JOHN
	119135	VOL FIRE FIGHTER	CRIDDLE	JAMIE
	182080	VOL FIRE FIGHTER	DADDOW	GRAHAM
	182009	VOL FIRE FIGHTER	DELLA BOSCA	ROSS
	182010	VOL FIRE FIGHTER	DELLA BOSCA	TIMOTHY
	159264	VOL FIRE FIGHTER	DUNKLEY-COOPER	KASEY
	166652	VOL FIRE FIGHTER	GEIER	ASHLEY
	151957	VOL FIRE FIGHTER	GEIER	DAIMON
	119006	BFB 3RD LIEUTENANT	HAMILTON	DAVID
	159378	VOL FIRE FIGHTER	HERMON	DOUG
	119120	BFB 1ST LIEUTENANT	LINDLEY	COLIN
	119146	VOL FIRE FIGHTER	LINDLEY	CORALIE
	119152	VOL FIRE FIGHTER	LINDLEY	JUDITH
	119128	VOL FIRE FIGHTER	LINDLEY	KEVIN
	104308	VOL FIRE FIGHTER	MCLAUGHLIN	MARTIN
	182420	VOL FIRE FIGHTER	MOORE	JAMES
	119005	VOL FIRE FIGHTER	O' RAFFERTY	DES

	161702	VOL FIRE FIGHTER	PAUST	KEVIN
	146818	BFB 2ND LIEUTENANT	PENNY	BRAD
	119124	VOL FIRE FIGHTER	PRICE	ARTHUR
	182037	VOL FIRE FIGHTER	PRICE	BOYD
	180459	VOL FIRE FIGHTER	PRICE	JACK
	166647	VOL FIRE FIGHTER	RILEY	COLIN
	119140	VOL FIRE FIGHTER	SETTINERI	ANTONIO
	146819	VOL FIRE FIGHTER	TOWNROW	ADRIAN
	146820	VOL FIRE FIGHTER	TOWNROW	CLINTON
	119151	VOL FIRE FIGHTER	TOWNROW	KERRY
	119003	VOL FIRE FIGHTER	TOWNROW	LEX

**Members to be Added:****6668 WESTONIA BFB****DFES ID****Rank****Surname****First Name**

---

---

---

---

Instructions for any alterations to the list above;

1. Details are to be printed **clearly**.
2. Member names are to be listed as Surname, then First Name.
3. Send the completed form to your Regional Office to ensure the information is updated in RMS
4. When authorised & signed by your Area / District Manager, send a copy of the new or updated form to **reports@dfes.wa.gov.au** or fax to 1800 309 999

**Changes Requested By:****Contact Name (please print)****Contact Number****Date****Area / District Manager****Sign & Date**

AUTHORISED:

☐

YES

☐

NO



MARKET  
CREATIONS  
Making a Difference!

Visual gallery  
*Branding and collateral*



TOWN *of*

---

**EAST FREMANTLE**







Town of East Fremantle  
*Pull up banner*









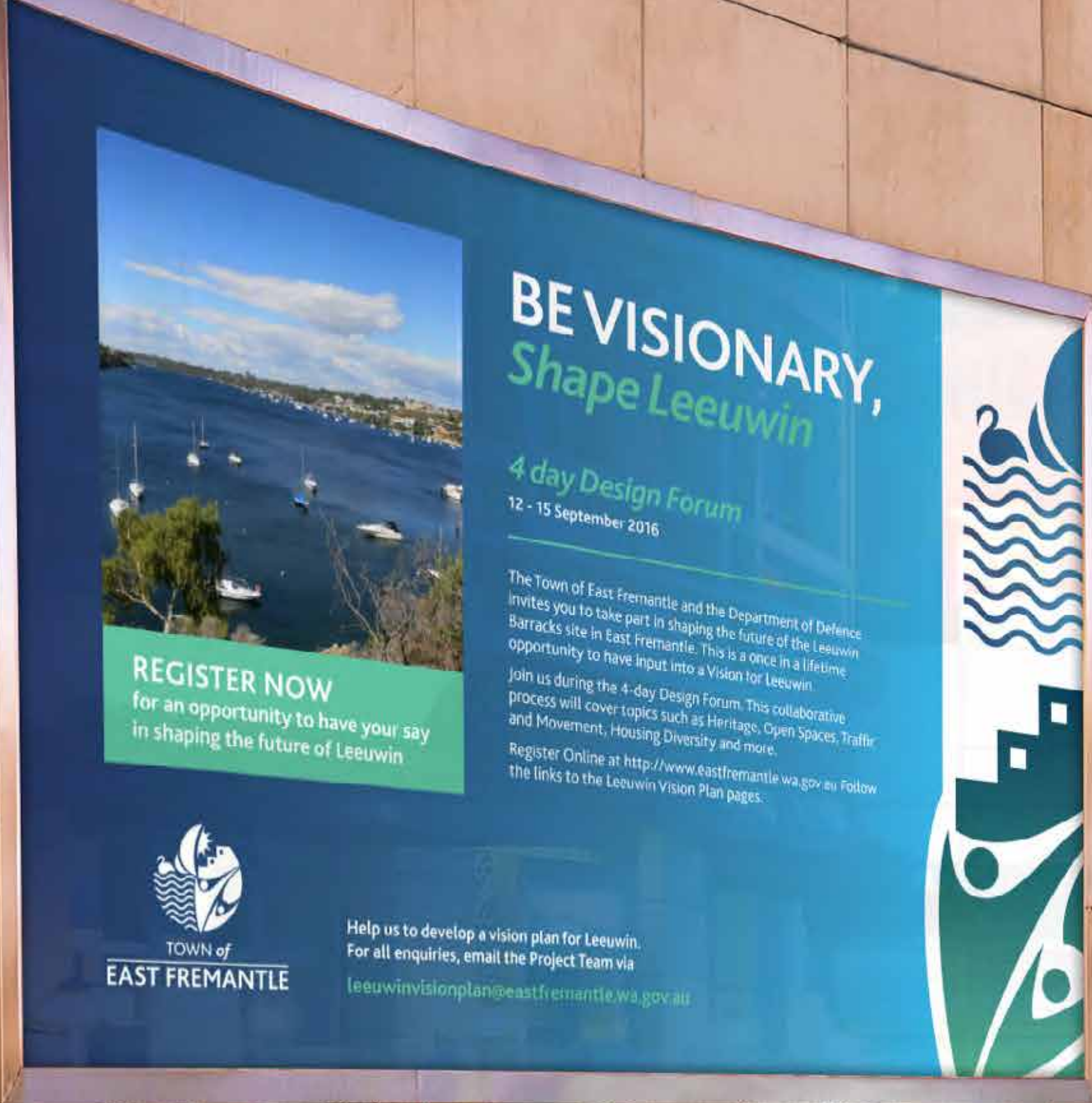
Town of East Fremantle  
Strategic Community Plan





Town of East Fremantle  
*Uniform and vehicle branding*





Town of East Fremantle  
Poster

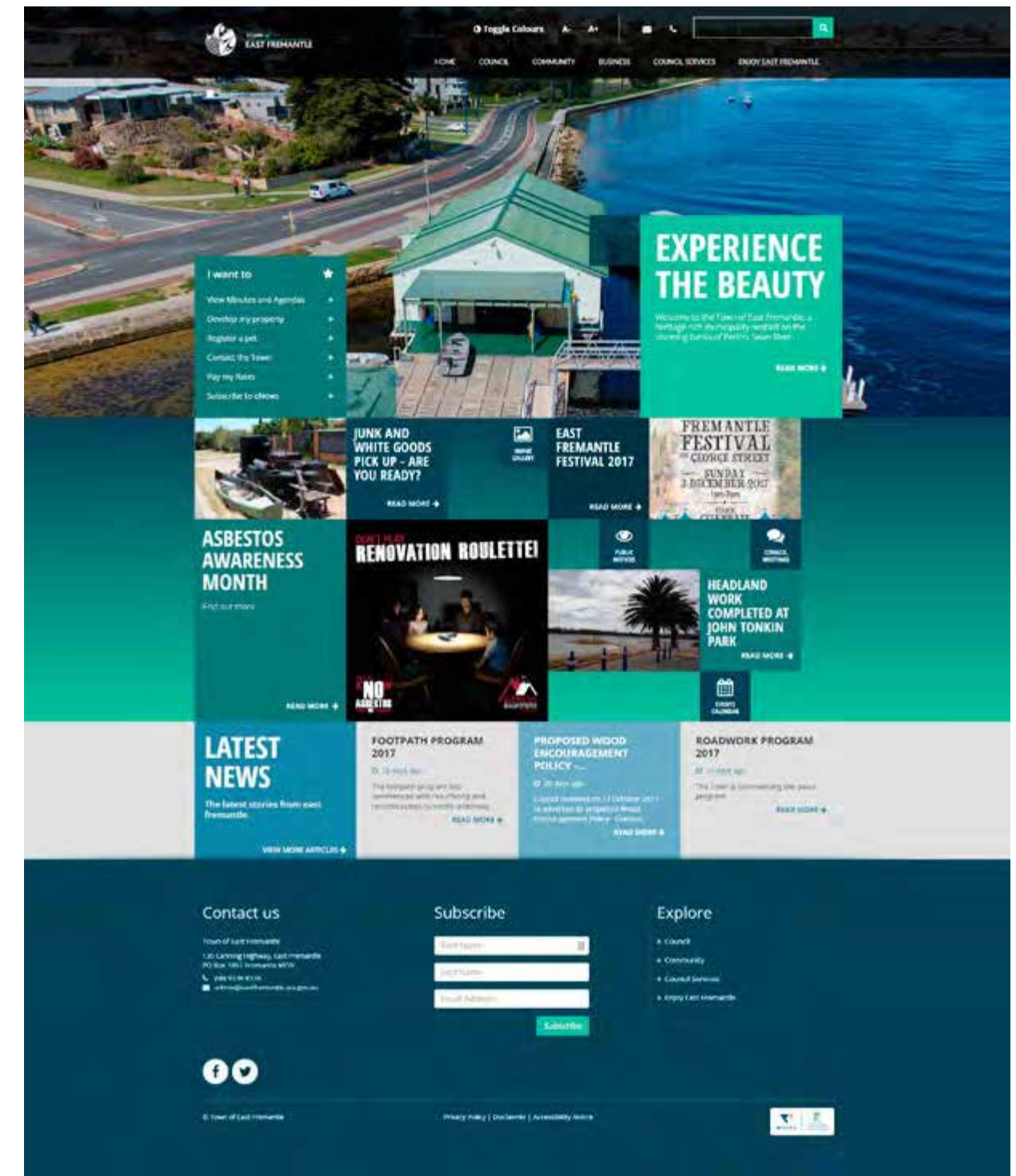


# John Tonkin Reserve

*Riverside Road, East Fremantle*

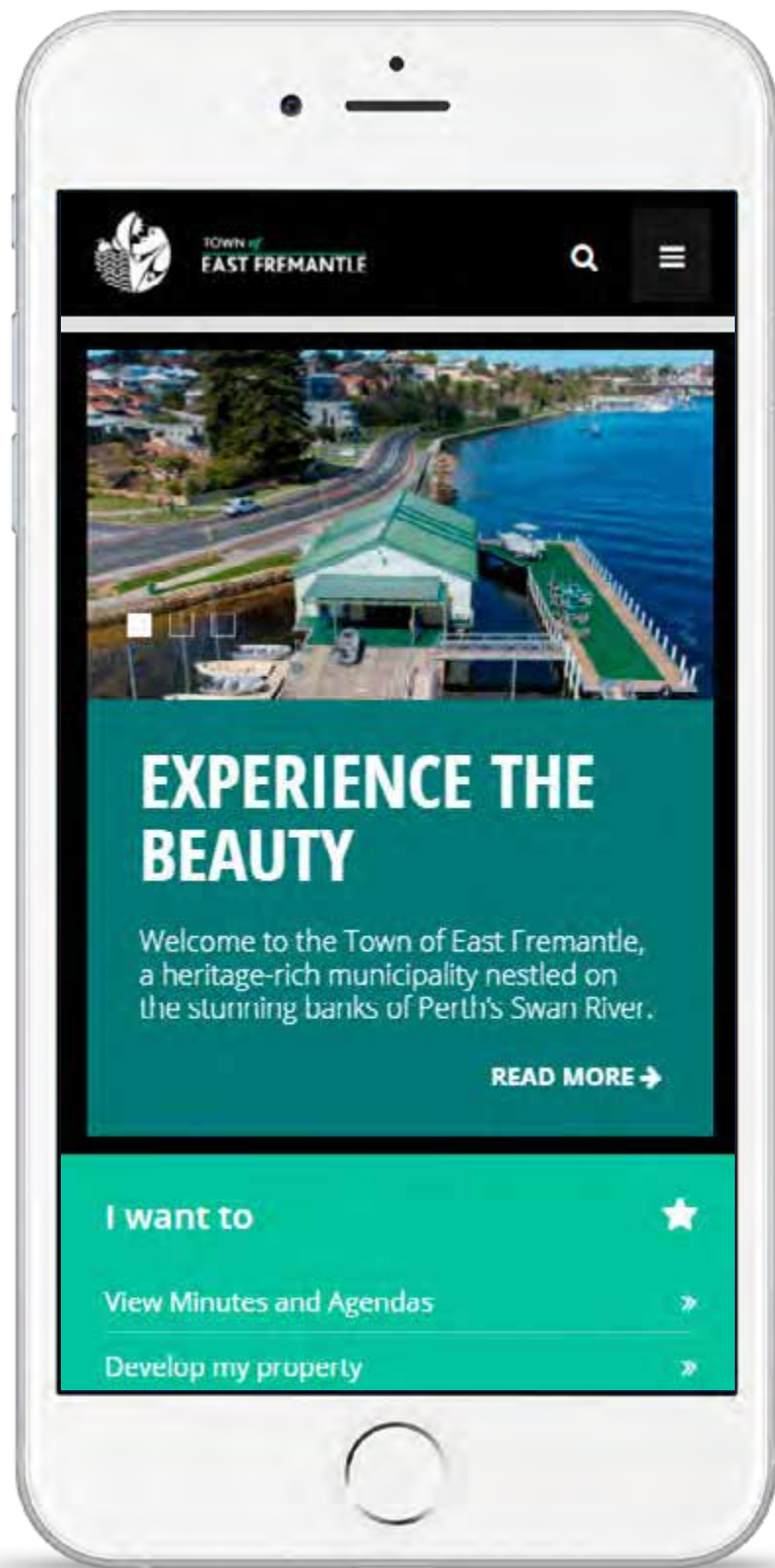




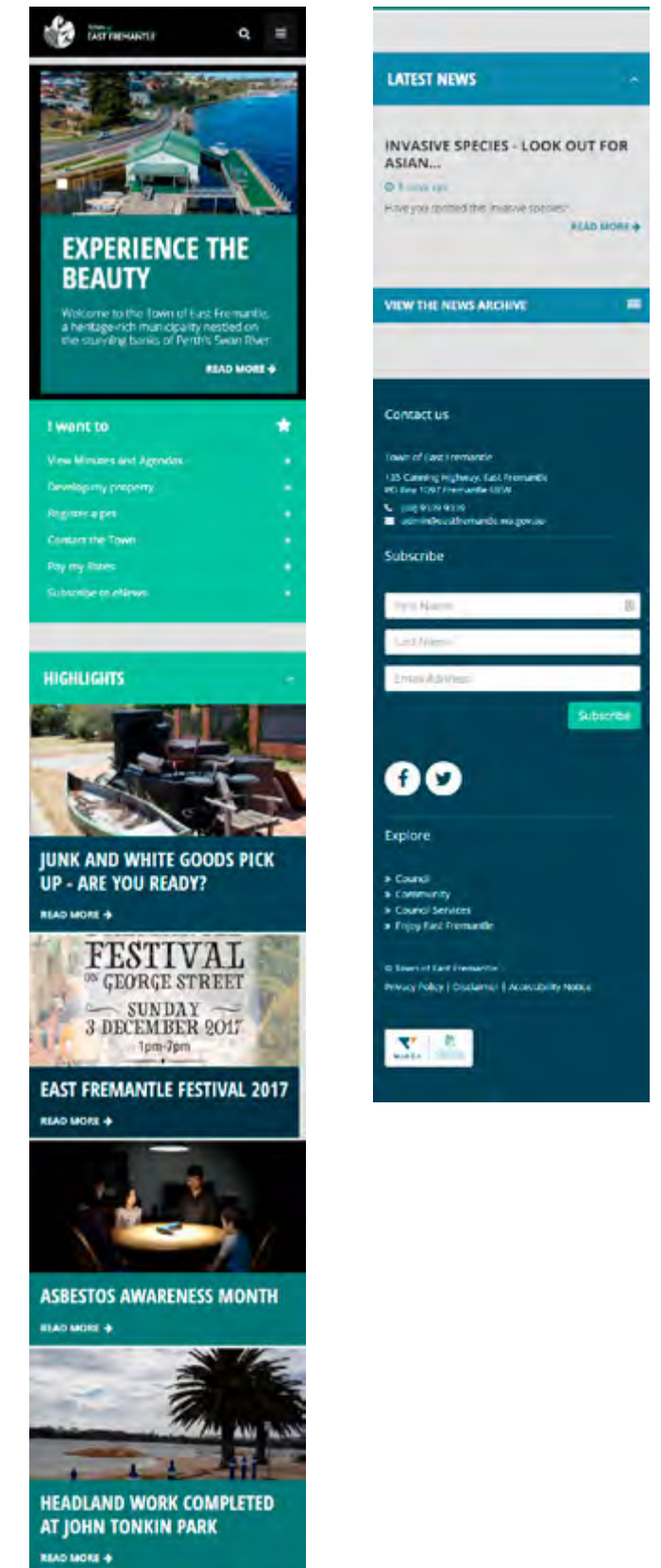
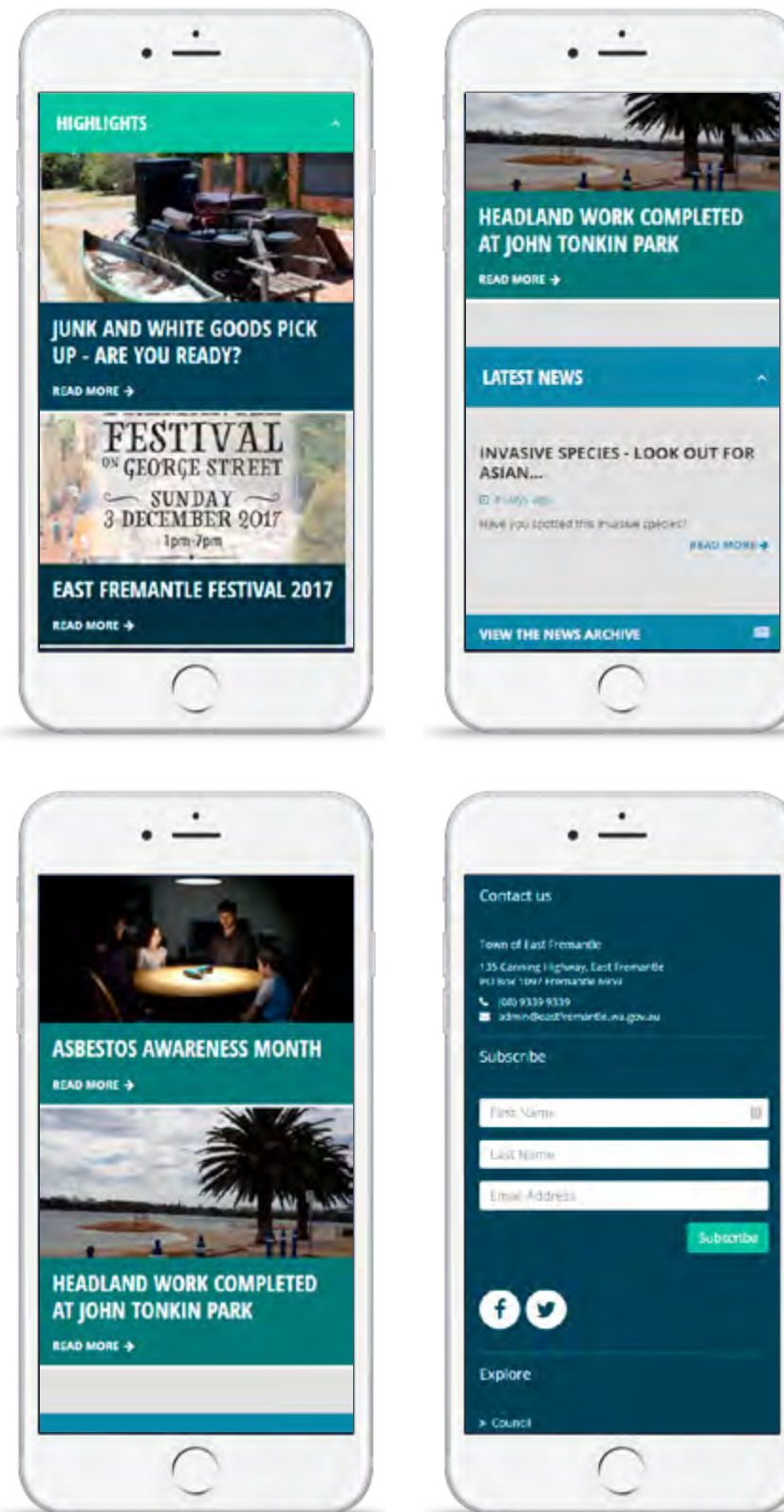


1000 pixels wide view





Mobile View (iPhone 7)



Full Mobile design (sections collapsed)











Shire of Bruce Rock  
Pull-up Banner











89 Earl Street, Narrogin  
Correspondence to:  
PO Box 1145, Narrogin, WA 6312  
T (08) 9890 0900 F (08) 9891 2092  
E enquiries@narrogin.wa.gov.au  
W www.narrogin.wa.gov.au

With Compliments

Mr Mike Parsons  
Chief Executive Officer  
Parsons Pty Ltd  
PO Box 234  
NARROGIN WA 6312

Dear Mr Parsons

**Nunc viverra imperdiet enim. Fusce est. Vivamus a tellus.**  
Lorem ipsum dolor sit amet, consectetur adipiscing elit. Maecenas porttitor congue massa.  
Fusce posuere, magna sed pulvinar ultricies, purus lectus malesuada libero, sit amet commodo magna eros quis urna.

Nunc viverra imperdiet enim. Fusce est. Vivamus a tellus.  
Pellentesque habitant morbi tristique senectus et netus et malesuada fames ac turpis egestas. Vestibulum sed dapibus nunc. Donec dapibus ligula quis nunc.

Aenean nec lorem. In porttitor. Donec laoreet nonummy augue.  
Suspendisse dui purus, scelerisque at, vulputate vitae, pretium mattis, nunc. Mauris eget neque at sem venenatis eleifend. Ut nonummy.

Yours sincerely

Aaron Cook  
Chief Executive officer  
Enc  
1 February 2016



Shire of Serpentine-Jarrahdale  
Stationery





# Shire of Serpentine Jarrahdale Snapshot



POPULATION

27,747



COUNCILLORS

9



COUNCIL EMPLOYEES

150



AREA

90,534

HECTARES OR 905 km<sup>2</sup>



LENGTH OF LOCAL ROADS

830km

As at 28 August 2016 the elector numbers per ward are as follows:



RATEABLE PROPERTIES

10,638

NORTH  
7,978

NORTH WEST  
3,639

SOUTHERN  
4,529



TOTAL

16,146



Shire of  
Serpentine-  
Jarrahdale





Shire of Serpentine-Jarrahdale  
*Pull up banner*





Shire of Serpentine-Jarrahdale  
Scarp Voice Newsletter - Full Page Advertisement





Shire of Serpentine-Jarrahdale  
Rates Brochure - 24 page DL



## How Are Your Rates Calculated?

Rates are worked out by multiplying the valuation supplied by the VCs for each property, by the rate in the dollar set annually by Council, at budget time. Council has ensured that properties whose valuations have increased by their relevant rate category average increase will only receive a five percent increase. Below are the following average increases for each rate category as a result of the revaluation from Landgate.

	2016 rate in cents	2017 rate in cents
Residential Improved	8.7000	9.1419
Residential Vacant	14.3443	15.0615
Commercial/Industrial	8.2766	8.6306
Rural	0.2272	0.2400
Rural Living	0.2932	0.3100
Intensive Farming	1.0282	1.1157

Due to the phasing out of this rate code, the increase in the average rates for this rate category is 1%.

## Change of Postal Address?

Notifications must be in writing, via fax, post, or email.

## WHAT OPTIONS DO I HAVE TO PAY MY RATES?

### Option 1 - One Payment

This option provides you with the opportunity to win one of two prizes consisting of \$1,000 and a double pass to the West Australian Symphony Orchestra (WASO). By paying on time, you will automatically go in the draw to win.

### Option 2 - Two Instalments

Please note that this option will include an administration fee of \$10, and will also attract interest of 5.5% pa on each payment.

### Option 3 - Four Instalments

Please note that this option will include an administration fee of \$10, and will also attract interest of 5.5% pa on each payment.

## HOW DO I SET UP PAYMENT ARRANGEMENTS?

If you encounter difficulty with the instalment options offered by Council, you can apply to our Rates team for an alternative rates payment plan. The Rates team can help you set up a formal payment arrangement to automatically deduct payments on a Friday from your nominated bank account. Payments will occur on either a weekly, fortnightly, or monthly basis.

An alternative payment arrangement can also be entered into if you would prefer to make your own regular payments by Bpay. Australia Post or in person. Contact the Rates team to request a payment arrangement application form.

All payment arrangements will attract an interest charge of 11% per annum. **If you wish to discuss this further please contact the Rates team on 9526 1134.**

## How Is The Overdue Interest Calculated?

The overdue interest is 11% per annum calculated on a daily basis.

## What Rebate Can I Receive If I Have a Pensioner or Seniors Card?

If you are a pension card holder with or without a dependent spouse and have been living at the property on or before 1 July 2016, you are entitled to a rebate for the rates portion of your eligible Seniors Card. If you have an account, limited to a maximum capped amount. If you have an account, limited to a maximum capped amount.



Rates Information Guide

Shire of Serpentine-Jarrahdale

YOUR RATES  
EXPLAINED









# Corporate Style Guide

November 2013

Guidelines prepared by Market Creations



Do not distort the logo in any shape or size.



Do not restrict the height.



Do not reproduce the logo with other graphic elements.



## 1.2 Brand Colours

For the best possible colour match across all materials, we have found standard colour swatches of the logo and other branding.

For printing we have listed the Pantone colours and the closest CMYK and RGB equivalents. The logo is also available in a vector format for CMYK printing and black and white printing. The logo is also available in a vector format for CMYK printing and black and white printing. The logo is also available in a vector format for CMYK printing and black and white printing.

For web and email applications we have matched our colour palette to web safe (256) colours. See guidelines.



CMYK  
C 80 / M 40 / Y 0 / K 0

RGB  
R 38 / G 124 / B 193


PMS  
PANTONE 2935 C



CMYK  
C 50 / M 0 / Y 100 / K 0

RGB  
R 92 / G 160 / B 50

PMS  
PANTONE 365 C



CMYK  
C 50 / M 0 / Y 100 / K 0

RGB  
R 141 / G 198 / B 65

PMS  
PANTONE 376 C



CMYK  
C 0 / M 50 / Y 100 / K 0

RGB  
R 247 / G 146 / B 36

PMS  
PANTONE 144 C



CMYK  
C 0 / M 30 / Y 100 / K 0

RGB  
R 253 / G 185 / B 19


PMS  
PANTONE 130 C



CMYK  
C 0 / M 10 / Y 100 / K 0

RGB  
R 255 / G 221 / B 0

PMS  
PANTONE 109 C



Shire of Boddington  
*Pull-up banner*





*Proudly supported by*



Shire of  
**BODDINGTON**  
*Flowing with Natural Beauty*

[www.boddington.wa.gov.au](http://www.boddington.wa.gov.au)

# Kojonup









# Kojc

## 1.3 Brand Colours

For the best possible colour match across all mediums we have saved different colour versions of the logo to be used accordingly.

For printing we have used the Pantone colour matching system to maintain a consistent colour representation. We have different colour versions for CMYK printing and spot colour printing (see below for colour breakdowns).

For web and email applications we have matched our spot colours to web safe (RGB) colours. See guide below.

		
CMYK C 0 / M 60 / Y 20 / K 95	CMYK C 75 / M 39 / Y 3 / K 0	CMYK C 35 / M 2 / Y 1 / K 0
Pantone Pantone 4975	Pantone 7689C	Pantone 2975C
RGB R 51 / G 2 / B 15	RGB R 64 / G 135 / B 194	RGB R 157 / G 216 / B 244
		
CMYK C 35 / M 8 / Y 59 / K 0	CMYK C 7 / M 17 / Y 100 / K 0	CMYK C 2 / M 67 / Y 100 / K 0
Pantone 577 C	Pantone 115C	Pantone 158C
RGB R 173 / G 200 / B 137	RGB R 240 / G 201 / B 22	RGB R 238 / G 117 / B 35
		
CMYK C 11 / M 78 / Y 100 / K 2	CMYK C 32 / M 94 / Y 100 / K 45	
Pantone 7579 C	Pantone 1815C	
RGB R 214 / G 91 / B 38	RGB R 113 / G 28	

## 1.4 Typefaces

### Our Logo Typefaces

ITC Stone Serif Medium is the typeface used for "Kojonup" in our positioning statement text "One community, many choices".

ITC Stone Serif Medium and Ubuntu Light (and any variations of Kojonup branding and marketing for any printed material) is the web safe font to be used for emails and web material.

### Primary Logo Typeface

ITC Stone Serif Medium is the typeface used for "Kojonup" in our positioning statement.

1234567890!@#\$%^&\*()\_+  
ABCDEFGHIJKLMNOPQRSTUVWXYZ  
abcdefghijklmnopqrstuvwxyz

### Supporting Logo Typeface

The typeface Ubuntu Light is used in our logo type for the positioning statement and marketing material.

variations of the typefaces Ubuntu are used as supporting fonts throughout our branding and marketing material.

Ubuntu Light  
1234567890!@#\$%^&\*()\_+  
ABCDEFGHIJKLMNOPQRSTUVWXYZ  
abcdefghijklmnopqrstuvwxyz

### Secondary Typeface

Georgia and Calibri (and any variations of this font) are used in our documents and internal marketing. This font is the web safe font to be used for emails and web material.

Georgia Regular  
1234567890!@#\$%^&\*()\_+  
ABCDEFGHIJKLMNOPQRSTUVWXYZ  
abcdefghijklmnopqrstuvwxyz















Shire of Carnarvon  
Welcome Pack







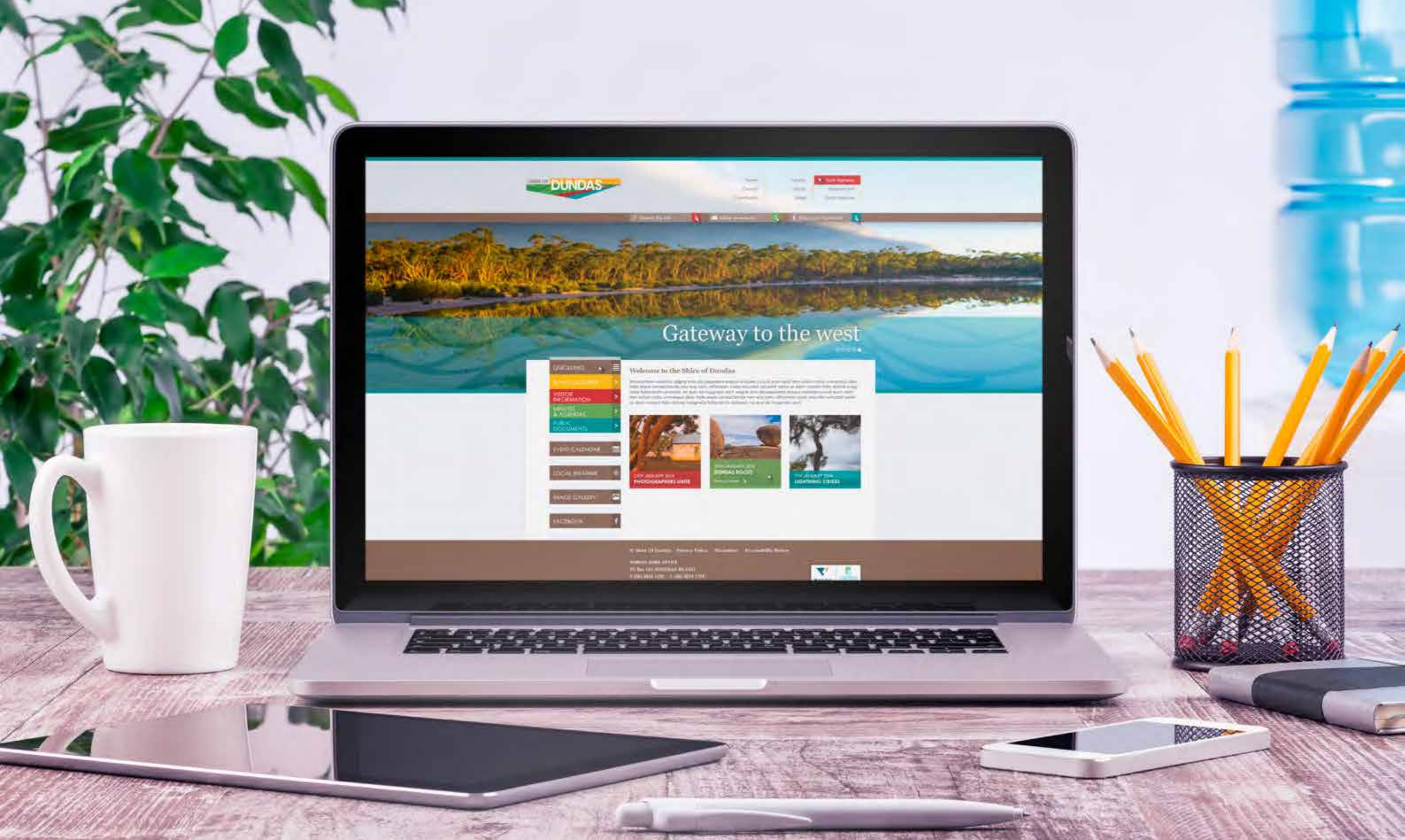






Shire of Dundas  
*Entry signage*





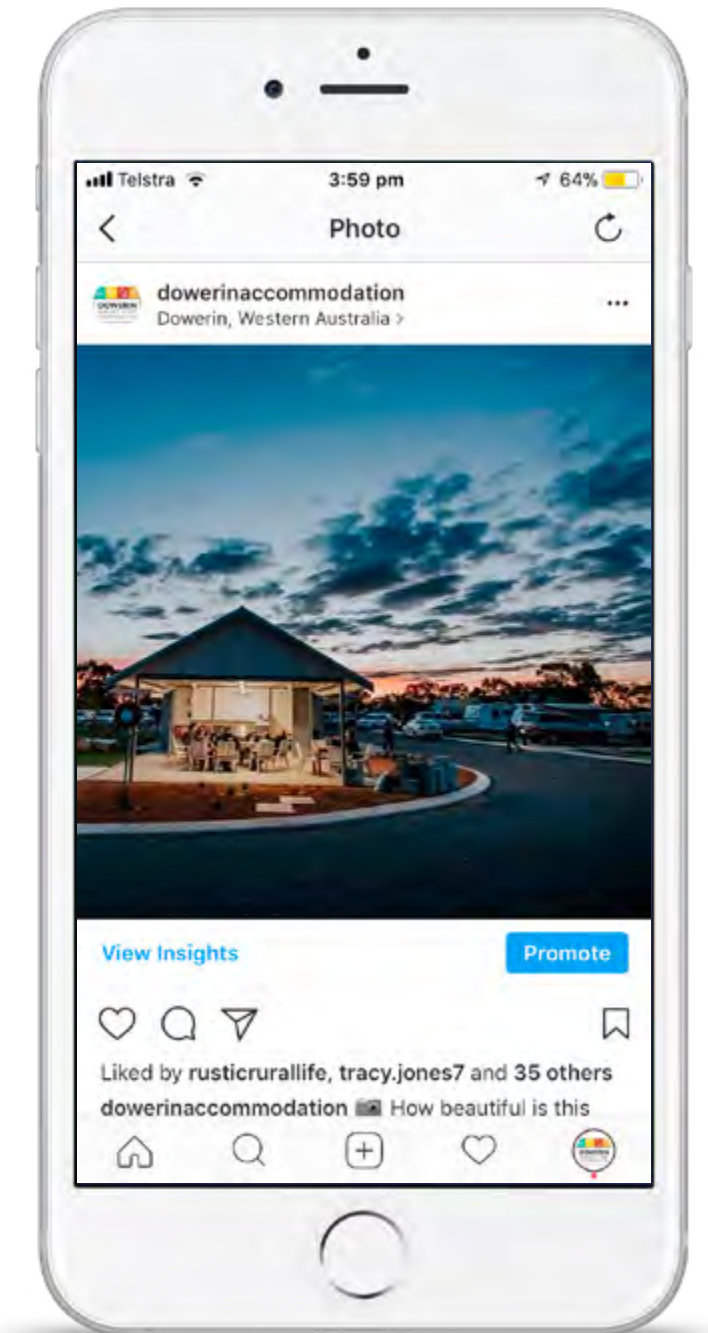
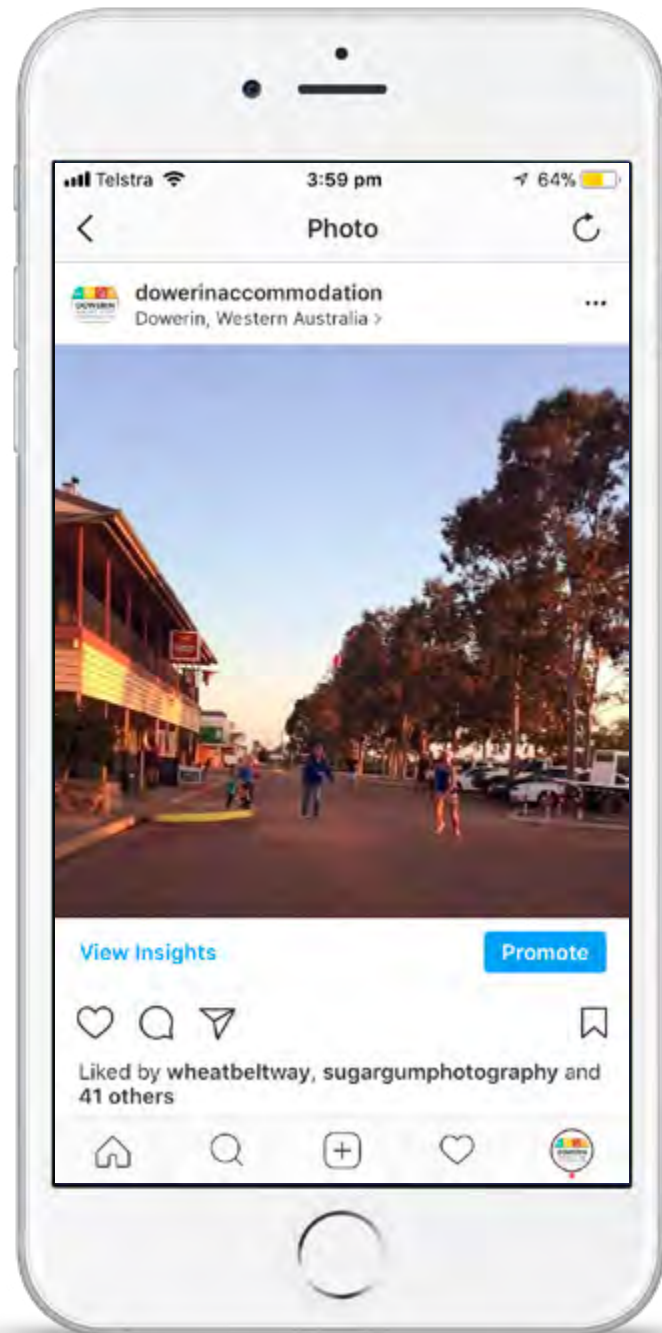


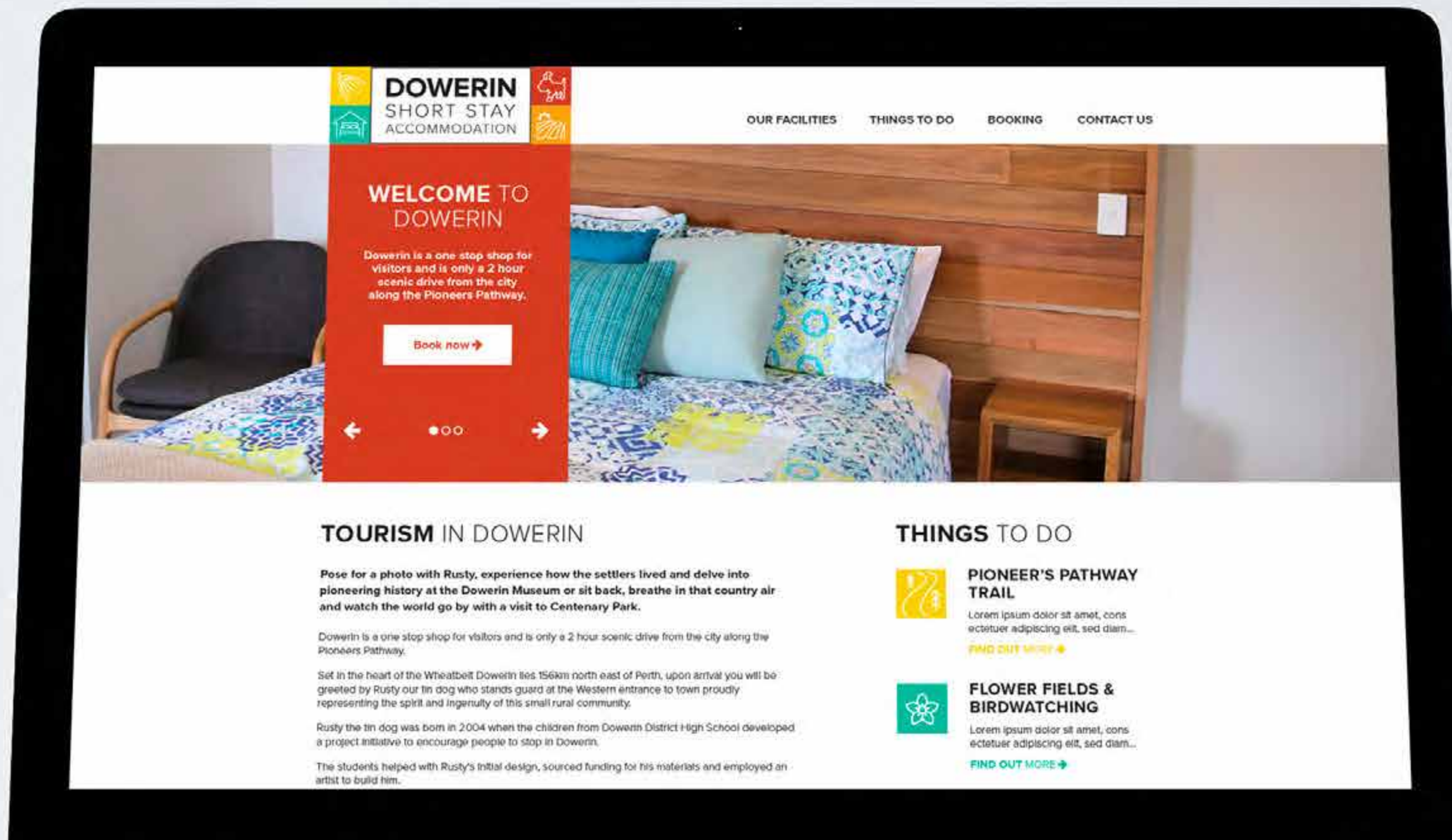




Dowerin Short Stay Accommodation  
Signage

















Shire of West Arthur  
Information Bay signage





Shire of West Arthur  
Website



SHIRE OF

# Chapman Valley

*love the rural life!*





**Maurice Battilana**  
Chief Executive Officer  
Mobile 0429 205 011

Phone (08) 9920 5011 Fax (08) 9920 5155  
Address 3270 Chapman Valley Road, NABAWA  
Postal PO Box 1, NABAWA WA 6532  
Email [ceo@chapmanvalley.wa.gov.au](mailto:ceo@chapmanvalley.wa.gov.au)  
Web [www.chapmanvalley.wa.gov.au](http://www.chapmanvalley.wa.gov.au)

Phone (08) 9920 5011 Fax (08) 9920 5155  
Address 3270 Chapman Valley Road, NABAWA  
Email [ceo@chapmanvalley.wa.gov.au](mailto:ceo@chapmanvalley.wa.gov.au) Postal PO Box 1, NABAWA WA 6532  
Web [www.chapmanvalley.wa.gov.au](http://www.chapmanvalley.wa.gov.au)





PO Box 1, NABAWA, WA 6532  
Phone (08) 9320 5011 Fax (08) 9320 5165  
Website [www.chapmanvalley.wa.gov.au](http://www.chapmanvalley.wa.gov.au)  
Email [rates@chapmanvalley.wa.gov.au](mailto:rates@chapmanvalley.wa.gov.au)  
OFFICE HOURS: 9:30AM - 4:00PM MONDAY TO FRIDAY

IF THE NAME  
OR ADDRESS  
IS INCORRECT  
PLEASE  
ADVISE  
ADVANCE  
ADVANCE  
ADVANCE  
ADVANCE

# FIRST AND FINAL NOTICE RATE NOTICE

## TAX NOTICE

CHIEF EXECUTIVE OFFICER  
DATE ISSUED  
ASSESSMENT NUMBER

DETAILS OF RATED PROPERTY  
LOTS / LOCATIONS OR OTHER INFORMATION

VALUATION  
MINIMUM PAYMENT

RATING DETAIL  
RATE IN \$ OR  
CHARGE PER SERVICE

CURRENT

WARD

DUE DATE

ARREARS

TOTAL

**OPTION 1** PAYMENT DUE - IF PAID IN FULL

**OPTION 2** PAYMENT BY TWO INSTALMENTS  
INSTALMENT CHARGE \$

**OPTION 3** TOTAL COSTS \$  
PAYMENT BY FOUR INSTALMENTS  
INSTALMENT CHARGE \$  
TOTAL COSTS \$

POSTAL REMITTANCES: NO RECEIPT WILL BE ISSUED UNLESS:  
(1) THE NOTICE IS RETURNED INTACT WITH REMITTANCE AND (2) THIS BOX IS TICKED  
IF NO RECEIPT IS REQUIRED RETAIN TOP PORTION FOR YOUR RECORDS  
AND RETURN LOWER PORTION WITH REMITTANCE

### SHIRE OF Chapman Valley

PO BOX 1, NABAWA WA 6532  
ASSESSMENT NUMBER

OWNER  
PROPERTY DETAILS



BILLER CODE: 94292  
REF:

Contact your participating Financial Institution to arrange payment  
from your cheque, savings or credit account. Please quote Council's  
biller code No. and your Ref. Number shown above.



PAY ONLINE BY  
CREDIT CARD

Visit our website at  
[www.chapmanvalley.wa.gov.au](http://www.chapmanvalley.wa.gov.au)  
and follow the prompts to our  
internet payments page to pay  
your account over the internet.  
Please use Bill Ref.



BY MAIL

Detach this slip and make your  
cheque payable to:

SHIRE OF CHAPMAN VALLEY  
PO BOX 1, NABAWA WA 6532



IN PERSON

Please present this  
account intact when  
making payment at  
Council Office.

PENSIONER NO:

CASH / CHEQUE / MONEY ORDER / EFTPOS ACCEPTED

**OPTION 1**

**OPTION 2**

**OPTION 3**

PAYMENT DETAIL

1ST INSTALL \$  
1ST INSTALL \$  
1ST INSTALL \$

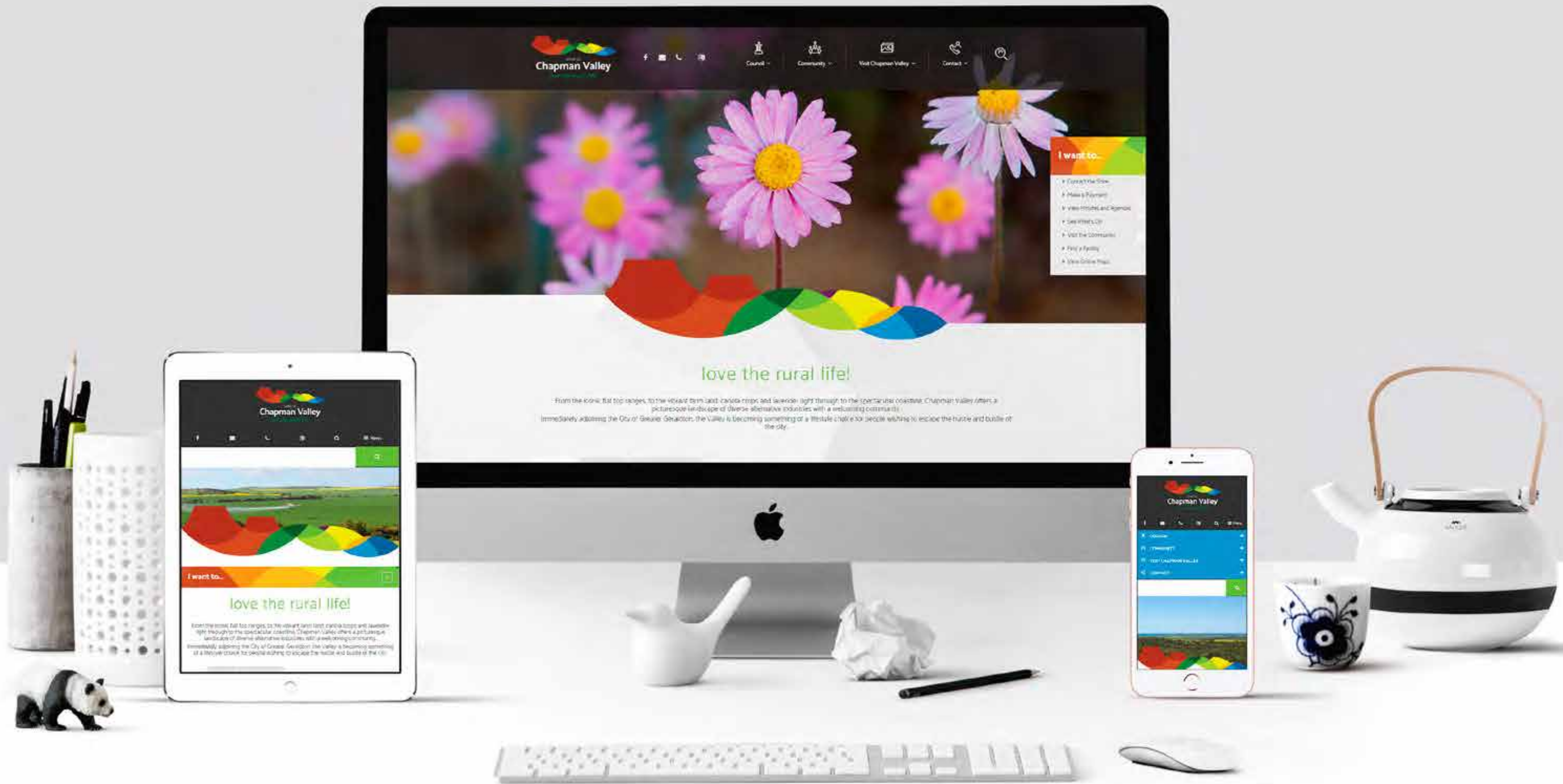
1ST INSTALLMENT DUE DATE  
2ND INSTALMENT DUE DATE

1ST INSTALLMENT DUE DATE  
2ND INSTALLMENT DUE DATE  
3RD INSTALLMENT DUE DATE  
4TH INSTALMENT DUE DATE

OFFICE COPY ONLY

SEE OVER FOR MORE IMPORTANT INFORMATION















← **FORESHORE**



**QUEENS PARK THEATRE**

**QUEENS  
PARK  
THEATRE**



**LIGHTHOUSE** ↓





Geraldton - Take A Fresh Look  
*Clipper Yacht Race signage*





Geraldton - Take A Fresh Look  
Investment brochure





Geraldton - Take A Fresh Look  
Visit Geraldton (Geraldton Visitor Centre) website





City of Vincent  
Website







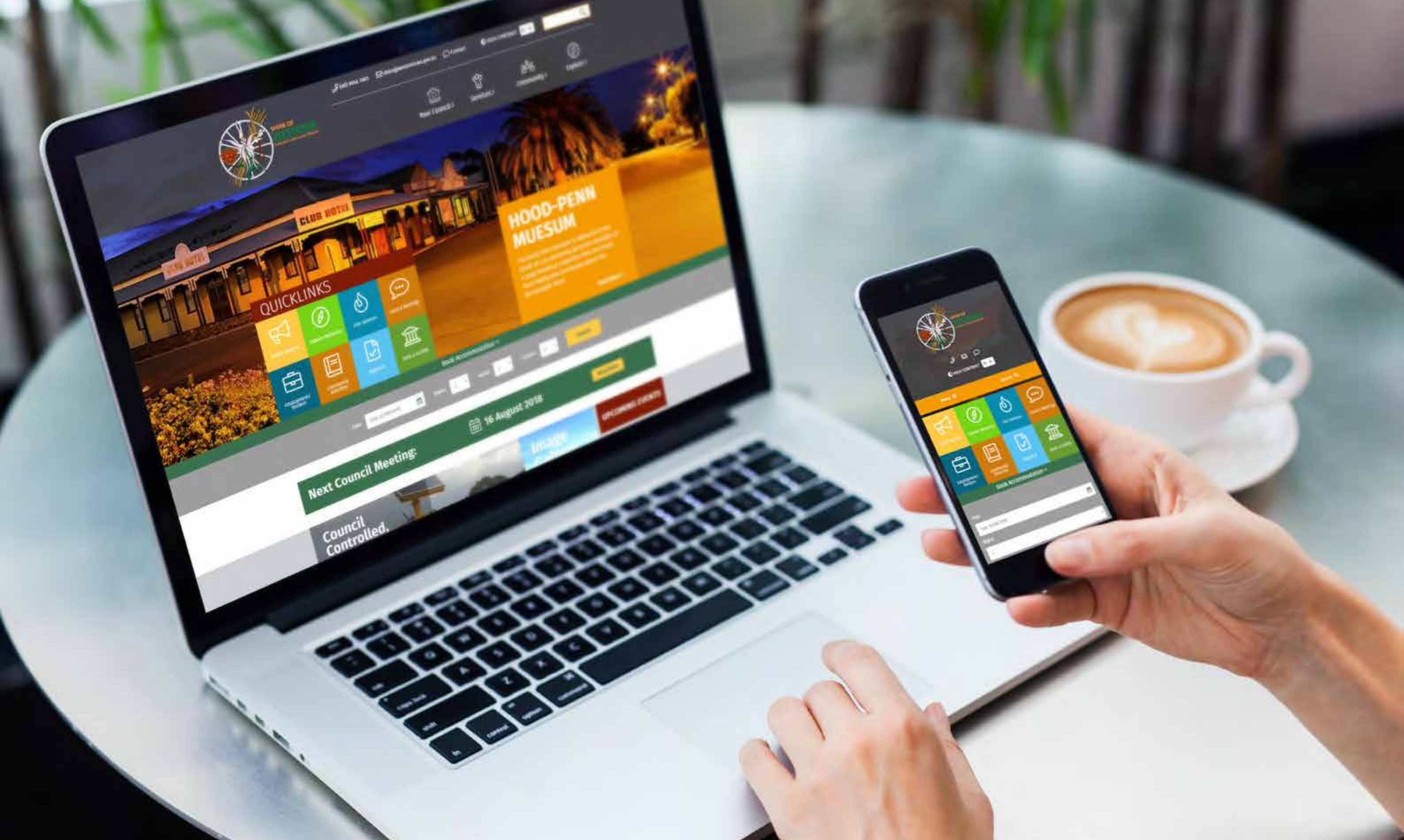


City of Vincent  
Library website





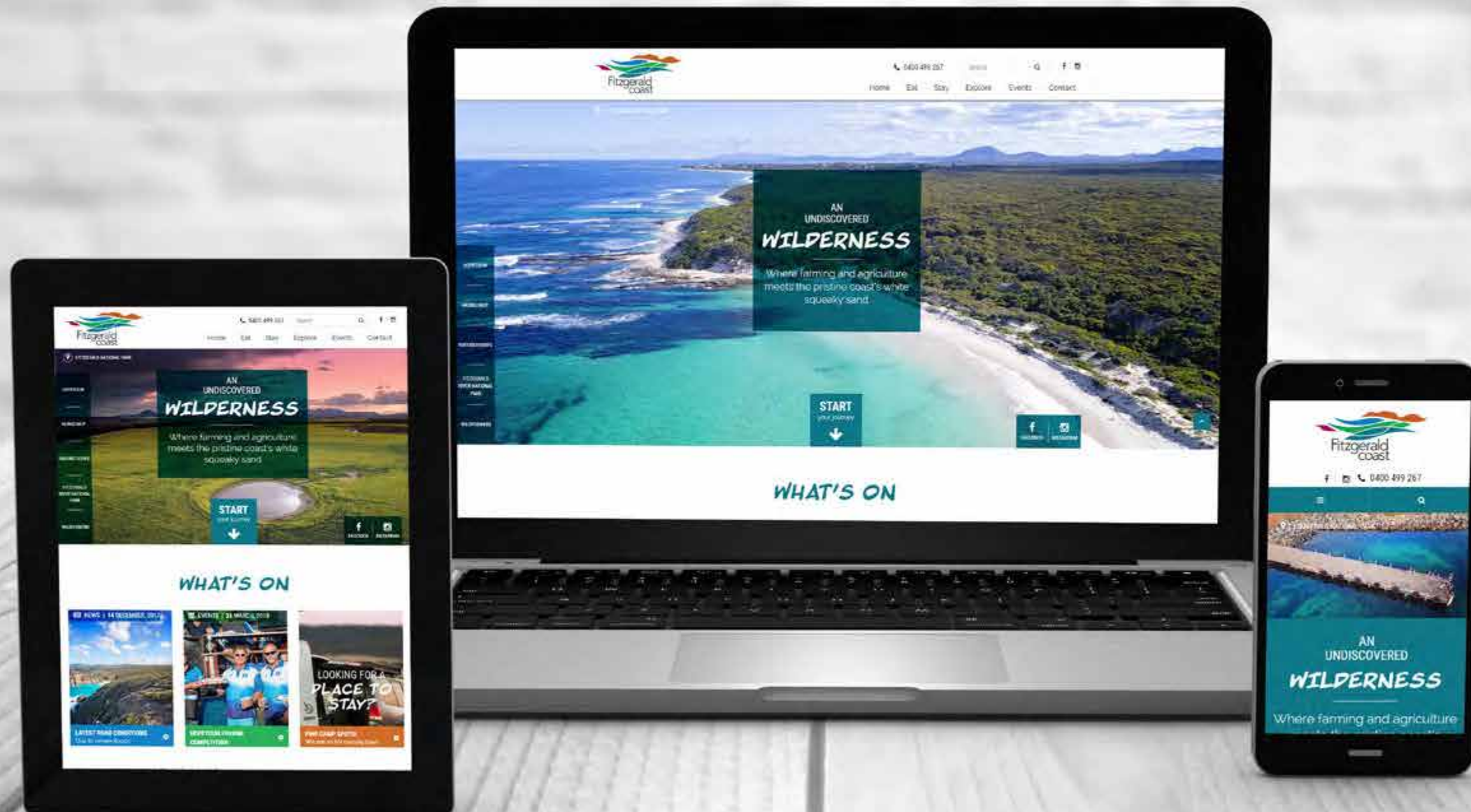












Fitzgerald Coast  
Website







City of Greater Geraldton  
Strategic Community Plan









Infringements 2016-2017



## Shire of East Pilbara

	131
\$	14,141.35
\$	16,739.30
\$	13,947.75
\$	2,412.00



The graph to the left identifies the use of Ranger time for the financial year.

### Ranger Services

The trend of past years continues with the majority of Ranger tasks being related to animal control and vehicle control. In 2016-2017 a total of 528 dogs and 58 cats were registered.

Rangers continually patrol the townships of Newman, educating and enforcing the general public in relation to Animal Control, Parking, Litter and Anti-Social Behaviour. The close relationship between Rangers and Newman Police allowed various offenders to be effectively dealt with early on.

Several dogs and cats were impounded during 2016/2017, & dogs were deemed dangerous due to evidence being taken of dog attack offences that occurred.

### Impounded Animals

### Airports

Newman, Marble Bar and Nullagine

The Airport Services team provides operational, development and business activities at Newman Airport and the air strips at Marble Bar and Nullagine.

### Business Management

#### Aircraft related activities

Regular Passenger Transport (RPT) flights at Newman Airport are provided mainly by Qantas and Virgin Australia (including their various sister organisations).

During the financial year 2016/17 RPT landings reduced by 7.5% with Non-RPT landings variable over the last few years.

This financial year saw a number of flight schedule changes, as well as adjusting the relative mix of aircraft sizes used.

Newman Airport has traditionally not been an overnight parking destination. Parking income from overnight aircraft is not a major income line for the airport.



### Passenger related activities

Passenger numbers for the 2016/17 was 311,970. This reduction of 8.54% year on year has a long term pricing strategy that will ensure sustainability.



# PILBARA DIGITAL/MOBILE ENGAGEMENT STRATEGY



## EXECUTIVE SUMMARY

More than two million years in the making the Pilbara region – one of the world's most ancient landscapes – is one of Western Australia's truly extraordinary tourism destinations.

But it is mining and not the deep rocky canyons and peaceful plunge pools of Karijini National Park, or the pristine beaches and beautiful coral gardens of the Dampier Archipelago and Mackerel Islands that have put this breathtaking region on the map.

The Pilbara is a globally significant mining and energy region producing 95% (\$62 billion) of Western Australia's total iron ore exports. It also services the north-west shelf oil and gas fields, which produce approximately two thirds of Australia's oil and gas, worth \$27 billion (Pilbara Regional Investment Blueprint, PRC, 2015).

In the past decade the Pilbara has been the powerhouse of economic growth for Western Australia and the nation with a greater individual Gross Domestic Product (GDP) than 127 of the world's 189 nation states.

Despite contributing some \$362 million a year to the local economy, the region's tourism industry fell victim to the mining boom, with bed and skills shortages pushing tourists out of town and onto the highway. It was during this time towns like Karratha and Port Hedland, and to a lesser extent Tom Price and Newman, became a "fuel stop" on the way further north or south.

It will be supported by an intrastate, interstate and international marketing and advertising campaign to promote the solution in the Pilbara region. But more importantly to market the Pilbara as one of Western Australia's truly extraordinary tourism destinations.

Now with places to stay and things to do and see, the Pilbara's biggest problem is perception. Overwhelmingly results from key stakeholder group consultations and the regional/destination marketing analysis revealed the absence of exciting, creative and relevant information about 'where to go and what to do in' the Pilbara region.

Local Government Authorities (LGAs) and Visitor Information Centres (VICs) are working very hard to promote their own "patch" but very little is being achieved at a regional level to link the experiences together encouraging visitors to stay longer and spend more.

Herein the solution proposed in the Pilbara Digital/Mobile Engagement Strategy will provide a strong, regional platform to raise awareness of and interest in tourism experiences in the Pilbara through the use of an innovative, technology-empowered digital/web application, with a mobile interface featuring enhanced offline capabilities.

It will feature interactive maps, experience-based trip planners, rich imagery, travel blogs, social media networks, a regional events calendar and an online tour and accommodation booking system. The Pilbara Digital/Mobile Engagement Strategy will connect with consumers and promote the Pilbara's unique and exciting tourism product(s).

It will be supported by an intrastate, interstate and international marketing and advertising campaign to promote the solution in the Pilbara region. But more importantly to market the Pilbara as one of Western Australia's truly extraordinary tourism destinations.

## BY COMPARISON: PILBARA

PILBARA INDUSTRY STATISTICS

820,700  
visitors per year

\$452 million  
generated from tourism  
in Pilbara

AVERAGE SPEND  
Domestic  
\$115.52  
International  
\$200.00  
per person

## EAST PILBARA

### TOP 5 EXPERIENCES

- 1. GIP BELTON ME WHALEBACK NINE TOURS  
"Amazing views and up close and personal with the whales."
- 2. CARMINE DOWCE  
"Fun, informative and interesting."
- 3. CAPE KAZDOROV  
"Amazing views and up close and personal with the whales."
- 4. COFFIN'S GEAR  
"Amazing views and up close and personal with the whales."
- 5. MARLBOROUGH MARBLE BAR  
"Amazing views and up close and personal with the whales."

### MARKET TOOLS

DIGITAL  
Website  
Workshop

EXPERIMENTAL  
Newspaper  
Social Media

### THE S.W.O.T

STRENGTHS

WEAKNESSES













Swan Connect Economic Conference  
*Lanyards and event collateral*



Swan Connect Economic Conference  
*Merchandise*





Swan Connect Economic Conference  
*Pull up banner*





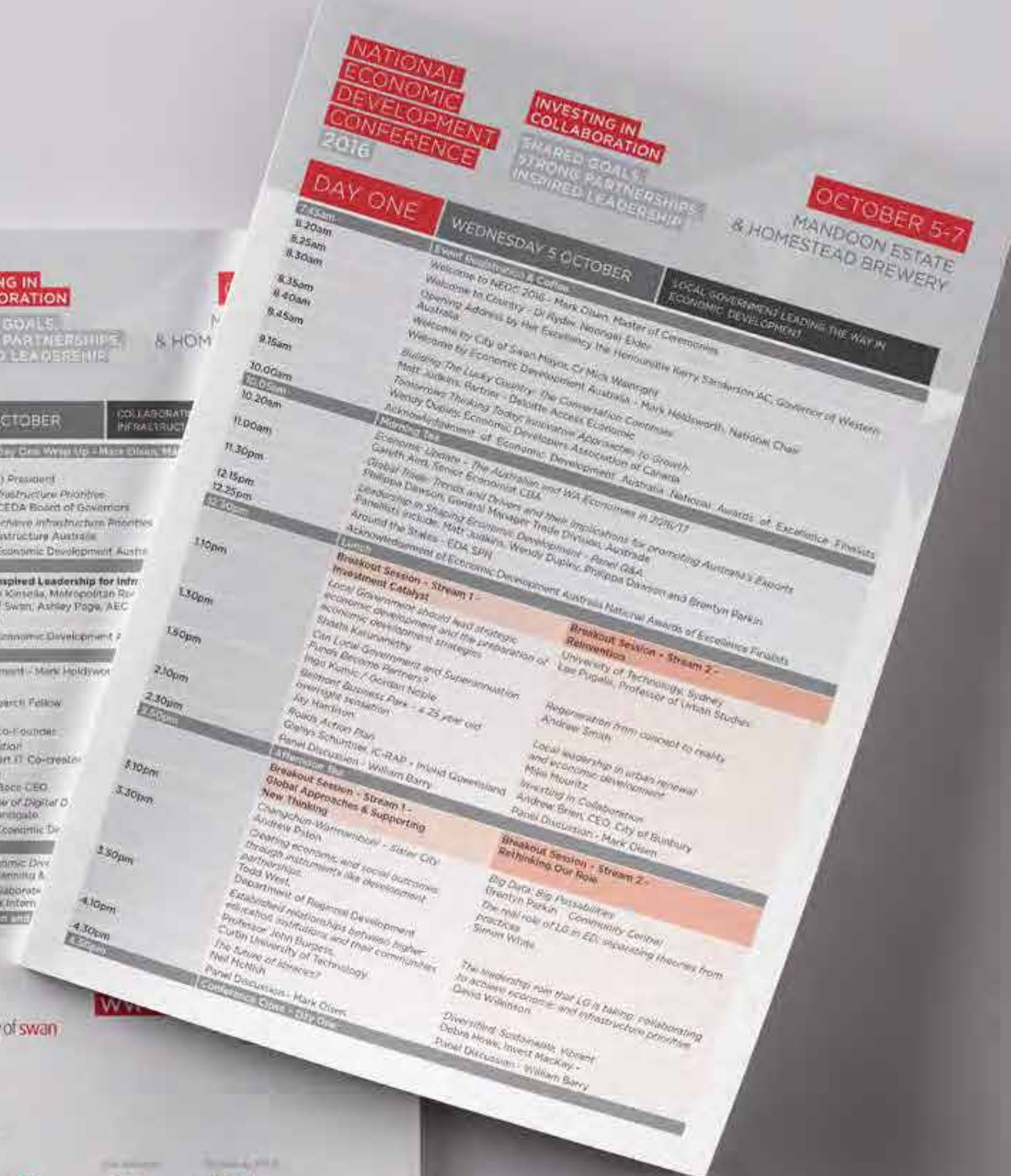
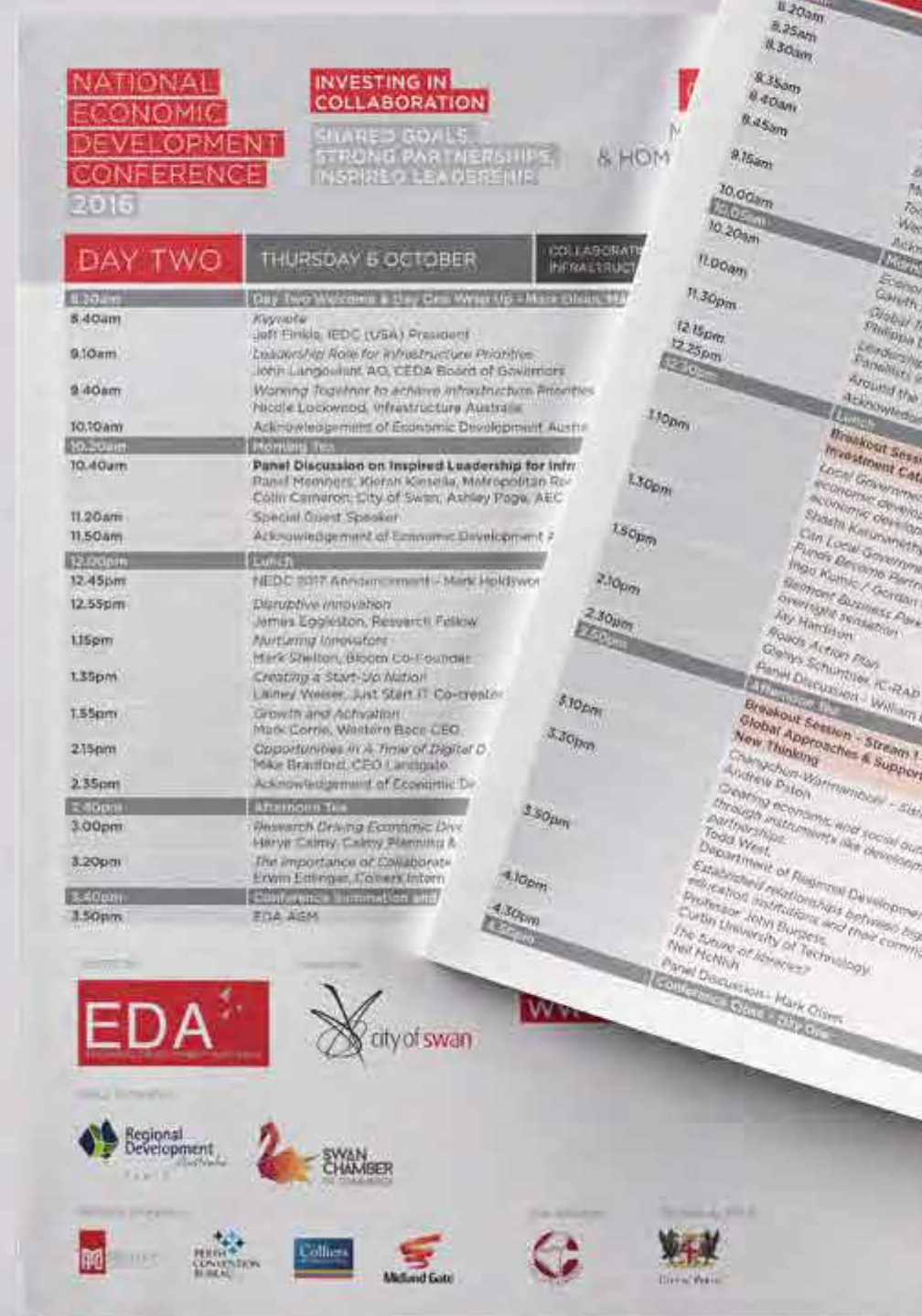
Swan Connect Economic Conference  
Website





National Economic Development Conference  
Registration Brochure





National Economic Development Conference  
A4 program flyers



NATIONAL  
ECONOMIC  
DEVELOPMENT  
CONFERENCE  
2016  
SEP 5-7

OCTOBER 5-7  
MANDOON ESTATE  
& HOMESTEAD BREWERY

**EVENT HIGHLIGHTS**

VIEW THE FULL PROGRAM AT  
REGISTER AND  
**WWW.NEDC2016.COM.AU**

**SOME OF THE SPEAKERS INCLUDE**

OME OF THE SPEAKERS  
INTERNATIONAL AND  
NATIONAL KEYNOTE SPEAKERS  
Kerry Sanderson AO  
Minister of Western Australia  
Child Executive  
Party

- **Hon. Excellency Kerry Sanderson AO**, Governor-General of Western Australia
- **Kieran Kinsella**, Chief Executive Officer, Metropolitan Redevelopment Authority
- **Wendy Dupuy**, Director, Economic Development, Association of Canada
- **Jeff Finkle**, President, International Economic Development Council
- **Brentlyn Parkin**, Executive Director, Community Information & Support Service and Principal Consultant, Community Central

HOSTED BY



PROVIDED BY



GOLD SPONSORS



BRONZE SPONSORS



PERTH  
CONVENTION  
BUREAU

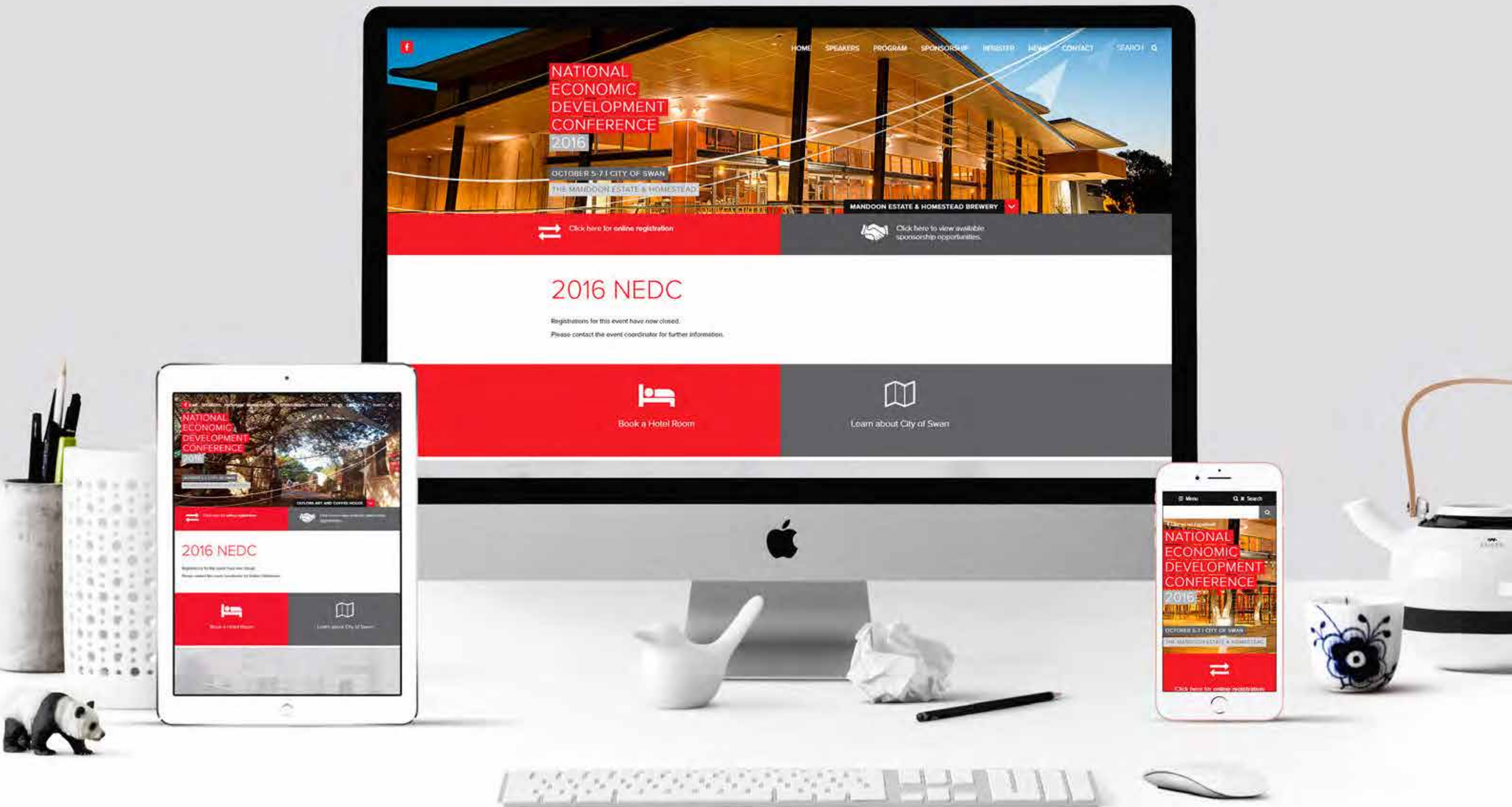


Midland Gate



National Economic Development Conference  
Newspaper advertising





National Economic Development Conference  
Website

THE  
NEW  
PILBARA 2

THE 2017 PILBARA ECONOMIC  
DEVELOPMENT CONFERENCE





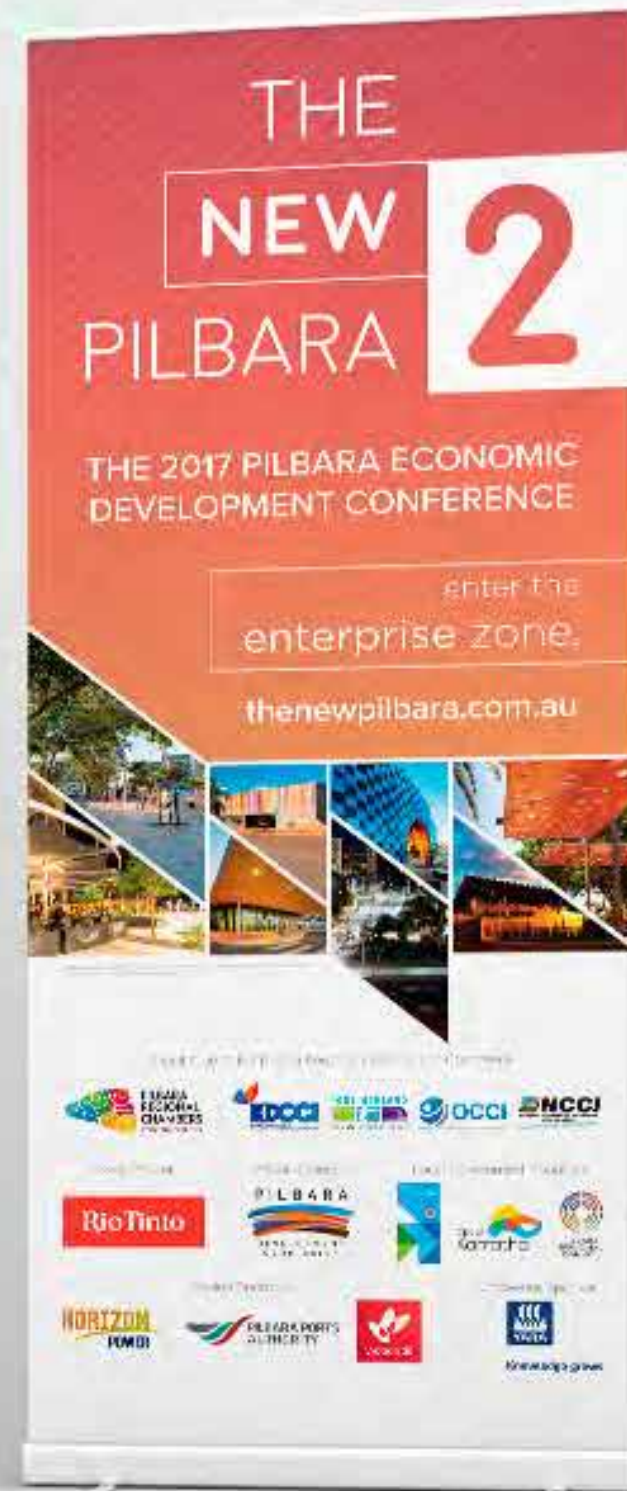




The New Pilbara - Pilbara Economic Development Conference 2017

*Lanyards and event collateral*





The New Pilbara - Pilbara Economic Development Conference 2017  
*Pull up banner*



The New Pilbara - Pilbara Economic Development Conference 2017  
YouTube Channel





The New Pilbara - Pilbara Economic Development Conference 2017  
Website

# Growing Kalgoorlie-Boulder

---



**2018** Economic Development Conference





Growing Kalgoorlie-Boulder - 2018 Economic Development Conference  
 Program





Growing Kalgoorlie-Boulder - 2018 Economic Development Conference  
Lanyards and event collateral



**Growing Kalgoorlie-Boulder**  
2018 Economic Development Conference

**Registration Form**

To proceed with registration, please fill in the details below:

Full name: \_\_\_\_\_  
Position: \_\_\_\_\_  
Company: \_\_\_\_\_  
Location Address: \_\_\_\_\_  
Billing / postal address: \_\_\_\_\_  
Phone: \_\_\_\_\_  
Email: \_\_\_\_\_  
Fax: \_\_\_\_\_

☐ Delegate Registration \$198.00  
more included GST

**Credit Card Details**  
☐ Mastercard ☐ Visa  
Name: (please print) \_\_\_\_\_  
Card Number: \_\_\_\_\_  
CCV: \_\_\_\_\_ Total Amount: \_\_\_\_\_

Signature: \_\_\_\_\_ Expiry Date: \_\_\_\_\_

**KBCCI**  
Kalgoorlie-Boulder Chamber of Commerce & Industry  
KALGOORLIE-BOULDER  
MAJOR SPONSOR  
GOLDFIELD  
LIFEGANZE



**Speakers:**

- Mr. John Burt**: Chief Executive Officer, Kalamunda Shire Council
- Mr. John Burt**: Chief Executive Officer, Kalamunda Shire Council
- Mr. John Burt**: Chief Executive Officer, Kalamunda Shire Council
- Mr. John Burt**: Chief Executive Officer, Kalamunda Shire Council
- Mr. John Burt**: Chief Executive Officer, Kalamunda Shire Council
- Mr. John Burt**: Chief Executive Officer, Kalamunda Shire Council
- Mr. John Burt**: Chief Executive Officer, Kalamunda Shire Council
- Mr. John Burt**: Chief Executive Officer, Kalamunda Shire Council
- Mr. John Burt**: Chief Executive Officer, Kalamunda Shire Council
- Mr. John Burt**: Chief Executive Officer, Kalamunda Shire Council
- Mr. John Burt**: Chief Executive Officer, Kalamunda Shire Council
- Mr. John Burt**: Chief Executive Officer, Kalamunda Shire Council
- Mr. John Burt**: Chief Executive Officer, Kalamunda Shire Council
- Mr. John Burt**: Chief Executive Officer, Kalamunda Shire Council
- Mr. John Burt**: Chief Executive Officer, Kalamunda Shire Council
- Mr. John Burt**: Chief Executive Officer, Kalamunda Shire Council
- Mr. John Burt**: Chief Executive Officer, Kalamunda Shire Council

**Wednesday 6 June 2018, Hyatt Regency Perth**

**Register online today**  
[www.growingkalgoorlieboulder.com.au](http://www.growingkalgoorlieboulder.com.au)

# Growing Kalgoorlie-Boulder

**2018 Economic Development Conference**

Media Partner

**Kalgoorlie Boulder**

A joint initiative of the Kalgoorlie-Boulder Chamber of Commerce and Industry Inc & City of Kalgoorlie-Boulder



Session Sponsor



Exhibitors



Major Sponsor



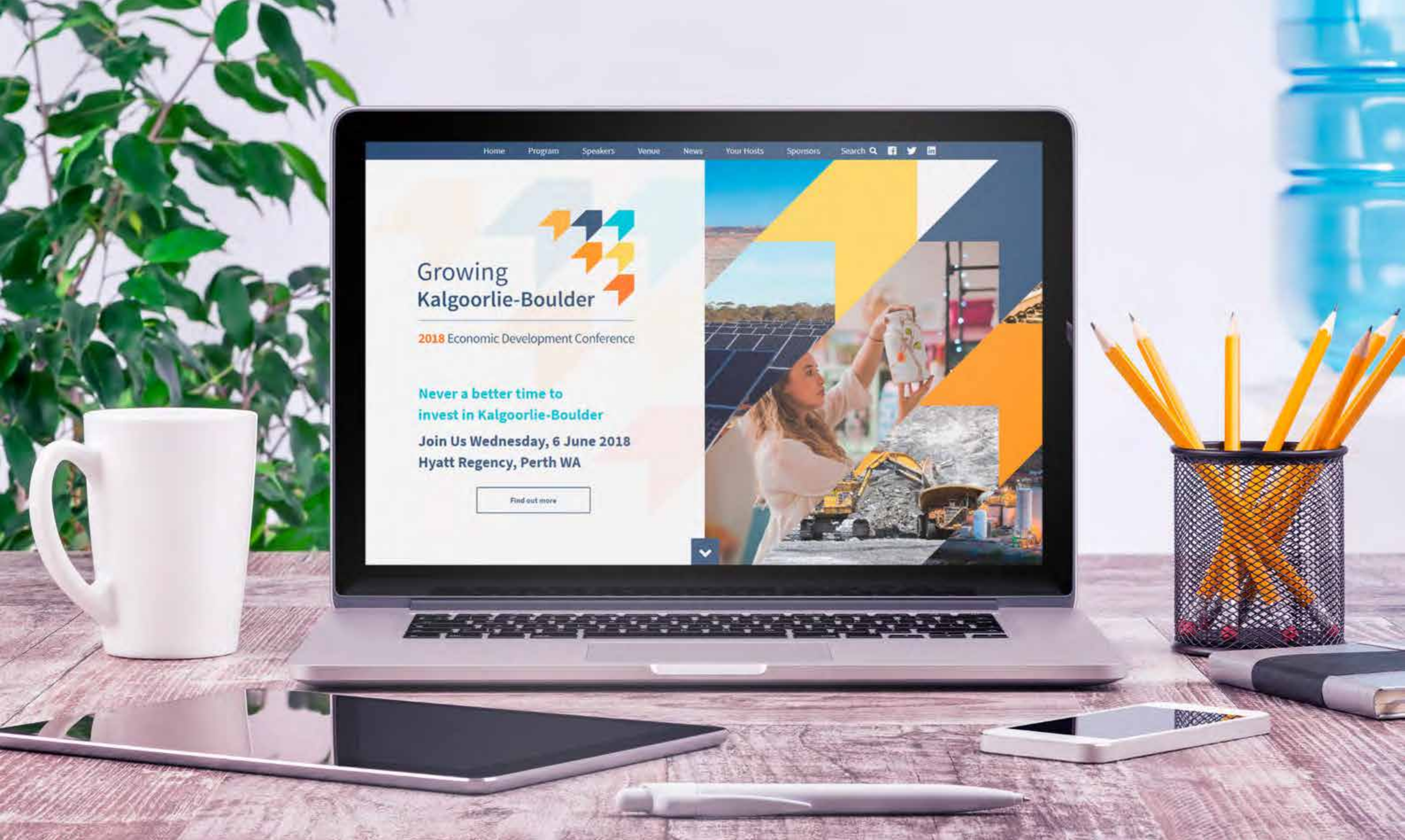
Local Government Partners



THE NEW YORK TIMES  
 members of a  
 WORLD NEWS, 5

**Singapore Prix**  
 Ferrari led from the  
 the Singapore  
 the Lewis  
 problem  
 rs, 12





Growing Kalgoorlie-Boulder - 2018 Economic Development Conference  
Website






# WAECCSA

Western Australian Education  
Corporate Services Staff Association Inc







# LEIGH GRANGE FISHERIES

PREMIUM AUSTRALIAN SEAFOOD





Dear client

Levem ipsum dolor sit amet, consectetur adipiscing elit. Curabitur a erat quis amet ornare nulla. Donec gravida quam massa, at semper magna egestas eget. Suspendisse interdum enim vitae nunc ante or porttitor. Possunt rutrum nulla non massa fringilla auctor. Pellentesque nec quam nisl. In hac habitasse platea dictumst. Nullam porta acum quam. Praesent sed diam eget nunc pulvinar justo mauris, tincidunt accumsan ligula ornare id. Integer elementum, magna a dignissim rutrum, ex ante scelerisque elit, a blandit mauris massa nec lorem.

Nunc nec massa ut neque risus. Mauris ut rutrum enim. Donec mattis lacus quis ultricies mauris. Nam tristique pellentesque sit amet, cursus sit amet lacus. Cras luctus sem at turpis lobortis mauris. Nunc quis tincidunt vehicula elit rutrum ac.

lesenda fames ac ante ipsum primis in faucibus. Nulla nec sit convallis, tincidunt elit ac, rutrum eu magna. Nam maximus orci quis pulvinar auctor. Vestibulum conitode, enim sed, tincidunt eu rutrum. Suspendisse eu risus eu dui condimentum feugiat. Nunc lacrima dolor a nisl, in sodales dignissim, mi nisl venenatis sapien, fermentum dignissim tortor turpis in risus.

ac, rutrum eu magna. Nam maximus orci quis pulvinar auctor. Vestibulum conitode, enim sed, tincidunt eu rutrum. Suspendisse eu risus eu dui condimentum feugiat. Nunc lacrima dolor a nisl, in sodales dignissim, mi nisl venenatis sapien, fermentum dignissim tortor turpis in risus.

ac, rutrum eu magna. Nam maximus orci quis pulvinar auctor. Vestibulum conitode, enim sed, tincidunt eu rutrum. Suspendisse eu risus eu dui condimentum feugiat. Nunc lacrima dolor a nisl, in sodales dignissim, mi nisl venenatis sapien, fermentum dignissim tortor turpis in risus.

DAVID COAKER  
LEIGH GRANGE  
FISHERIES

LEIGHGRANGE@BUDON  
0437 316 027  
WWW.LEIGHGRANGE

LEIGH GRANGE  
FISHERIES  
PREMIUM RESTAURANT DELIVERY

WWW.LEIGHGRANGEFISHERIES.COM.AU







Leigh Grange Fisheries  
Web splash page



# Allendale Primary School

AN INDEPENDENT PUBLIC SCHOOL











Allendale Primary School  
Website

# making a difference

Call us on 9920 8500

*www.marketcreations.com.au*

Marketing ■ Technology & Integration ■ Cloud Services

#### Geraldton Office

(08) 9920 8500  
mc@marketcreations.com.au  
7 Chapman Road, Geraldton,  
Western Australia, 6530

#### Perth Office

(08) 6168 1000  
mc@marketcreations.com.au  
26 Railway Road, Subiaco  
Western Australia, 6530







Department of  
**Local Government, Sport  
and Cultural Industries**

# LGAlert

9 April 2019

## MyCouncil expands to include waste data

This afternoon, the [MyCouncil website](#) will be updated with 2017-18 local government financial data.

For the first time, the department has partnered with the Department of Water, Environment and Regulation (DWER) to also include local government waste management data in the update.

The data, sourced from the annual Local Government Waste and Recycling Census commissioned by the Waste Authority, includes the quantities of waste collected, disposed of to landfill and recovered by local governments for each type of waste service offered.

Including the data on the MyCouncil website contributes to commitments under the Government's *Waste Avoidance and Resource Recovery Strategy 2030*, which includes reporting against waste avoidance and resource recovery targets for Western Australia.

The availability of the data on MyCouncil increases local government

accountability and acknowledges improved waste management performance. It also allows local governments to view and benchmark their performance against leading performers.

Please note, waste and recycling data has not been independently verified prior to publication on the MyCouncil website and may contain errors.

Any errors published on the waste and recycling webpages should be reported.

Local governments are welcome to provide feedback to inform future improvements to the waste and recycling webpages. Any errors or feedback can be provided to [waste.data@dwer.wa.gov.au](mailto:waste.data@dwer.wa.gov.au).

#### **Other updates to MyCouncil**

Improvements have also been made to enable viewing local government financial data from 2010-11 through to 2017-18. Users can also view additional information including the Salaries and Allowances Tribunal band and Socio-economic Index score for each local government at a glance.

Local governments that are part of the Small Business Friendly Local Governments initiative will also be recognised on MyCouncil.

You are receiving this email because you are a CEO of a local government in Western Australia and/or have expressed an interest in local government matters.

Our postal address is: Department of Local Government, Sport and Cultural Industries  
GPO Box R1250, Perth, WA 6844

[unsubscribe from this list](#) [update subscription preferences](#)

Copyright ©

2019 Department of Local Government, Sport and Cultural Industries. All rights reserved.



# WALGA Quarterly Overview Report

## Q1 January – March 2019

Please note: due to staff changes, reporting for this period ended Friday, 22 March.



## Shire of Westonia

January saw the launch of WALGA's **YourEveryday** sector promotional campaign. This initiative comprises a website [youreveryday.com.au](http://youreveryday.com.au) with Local Government content highlighting the scope of knowledge, people and services that can be found across the sector, namely:

**Mayor/President Profiles:** talking about what drew them to Council, how Councils help the community and showing them to be 'people like us'.

**Tourism:** talking about local attractions and activities of an area, providing viewers with a 'reason to visit', and

**Lifestyle:** Local Government staff sharing expert knowledge of niche areas that are of interest to smaller segments of the community.

The campaign is supported with digital advertising and search engine marketing to reach niche community segments. Content is provided back to Local Governments, and Quarterly Reports will now indicate individual video views data.

Members are encouraged to consider their Councillors' and employees' areas of expertise and Council activities that would relate to 'special interest' videos and to contact WALGA Marketing and Media Manager to discuss opportunities for filming.

### MEMBER SERVICES



1  
Number of times Employee Relations advice was provided to the Shire of Westonia.

### SECTOR ADVOCACY

#### LOCAL GOVERNMENT ROAD ASSET AND EXPENDITURE REPORT 2017-18

WALGA's annual Local Government Road Asset and Expenditure Report provides a comprehensive analysis of the investment in WA roads and acts as a supporting document, useful in inter-governmental negotiations on the allocation of road funds.

WALGA sought information from all Local Governments on their road expenditure information for the financial year. The Shire of Westonia contributed road data to the report.

### MEETINGS AND EVENTS

#### FUTURE OF LOCAL GOVERNMENT STATE-WIDE FORUM

More than 200 representatives from the Local Government sector came together

on Wednesday, 30 January, to help plan the future for Councils in Western Australia. The Forum was a collaboration between the WA Local Government Association, Local Government Professionals and the Department of Local Government, Sport and Cultural Industries, and included presentations by the Local Government Minister and local, interstate and international speakers.

#### AD HOC ADVICE

Ad hoc advice provided by WALGA Staff to the Shire of Westonia on the following topic:

- Legislation and policy regarding heavy vehicle charging and RAV access.

### HAVE YOU CONSIDERED?

#### RESOURCES

#### 2019 LOCAL GOVERNMENT DIRECTORY

The 2019 Local Government Directory was published in January and complimentary hardcopies have been distributed to all Councils and Elected Members.

#### PLANNING IMPROVEMENT PROGRAM (PIP) PORTAL

The PIP portal search function has been enhanced and now allows members to easily search for resources by tool or topic. To find out more, email [planning@walga.asn.au](mailto:planning@walga.asn.au)

#### SUSTAINABILITY COMPARATIVE ANALYSIS REPORT

Compiled by WALGA and the City of Perth, the report provides a review and analysis of leading sustainability frameworks that can be adopted by Local Government to embed sustainability at a strategic level. Published on the WALGA website in January.

# WALGA Quarterly Overview Report

## Q1 January – March 2019

---



### CONTACTS

**Deputy Chief Executive Officer**

Wayne Scheggia  
9213 2024

**Executive Manager  
Business Solutions**

John Filippone  
9213 2020

**Executive Manager  
Environment and Waste**

Mark Batty  
9213 2078

**Executive Manager  
Finance and Marketing**

Zac Donovan  
9213 2038

**Executive Manager  
Governance and Organisational Services**

Tony Brown  
9213 2051

**Executive Manager  
Infrastructure**

Ian Duncan  
9213 2031

**Executive Manager  
People and Place**

Joanne Burges  
9213 2018





Proudly presented by **Spotscreen Pty Ltd**

## Shire of Westonia Skin Cancer Screening Program

Skin cancer accounts for 80% of all cancers diagnosed in Australia each year. In 2014 alone, 959,243 skin cancer lesions were treated by GPs with a cost to the health care system of \$703 million. These numbers are much less than actual numbers, as in Australia, Basal Cell Carcinoma and Squamous Cell Carcinoma are the only cancers not required to be reported.

The real incidence of skin cancer may be as high as double this number, and these numbers continue to increase annually. The age-standardised incidence rate of melanoma increased from 1982 to 2016, with this increase more marked for men than women (a 214% vs. 150% increase).

Spotscreen is committed to reversing these figures through the provision of skin cancer services into workplaces, along with Sun safety education and skin cancer prevention strategies, which was discussed with participants, to ensure ongoing sun safety practices are maintained.

Where a suspicious mole or lesion is detected, the participant is provided with a recommendation (referral) to see their Doctor.

### Referrals ensure;

- A) Participant's lesion(s) are reviewed and managed within appropriate time frames.
- B) The ongoing relationship with the participant and their own GP (particularly where ongoing Specialist treatment is required/encouraged).
- C) The onus remains with the participant to manage their own health & wellbeing.

Spotscreen will follow up those participants who were referred at the end of the recommended timeframe to ensure that they were compliant with recommendations given during their appointment.

## Clinic Summary

Spotscreen congratulate you for undertaking your annual skin screening program. As you are aware, in being proactive and providing this important and life saving service, to your organisation you are significantly reducing your employee's risk of skin cancer and other sun related injuries, while minimising your risks of work related injuries and workers' compensation claims and liability expenses.

Thank you to all site coordinators involved in the streamlined management of the schedule.

The information contained in this report summarises the results of the screening program.

2019



Westonia



14<sup>th</sup> March 2019



16 completed assessments



31% patients were referred



19% patients had their first skin check